



THE PORT OF JOHNSTOWN MANAGEMENT COMMITTEE

THE TOWNSHIP OF EDWARDSBURGH CARDINAL
Meeting of December 18, 2023 – 6:30 pm
South Edwardsburgh Community Centre - Johnstown, Ont.

AGENDA

1. Call to Order
2. Approval of Agenda
3. Disclosure of Pecuniary Interest & the General Nature Thereof
4. Delegations and Presentations
5. Minutes of the previous POJ Committee Meeting
 - Meeting November 20, 2023
6. Business Arising from Previous PMC Minutes (if any)
7. Discussion item
8. Action/Information Items
 - a) Grain Operations Report
 - b) Maintenance Report
 - c) Capital Projects Report
 - d) Financial Report
 - e) Vessel Traffic Report
 - f) GM Report
 - g) Port of Johnstown Investments
 - h) Procurement and Construction of a New Grain Dryer – Annex Expansion- Project 300-069
9. Approval of Disbursements – Port accounts
10. Council Inquiries or Notices of Motion
11. Chair's Report
12. Question Period
13. Closed Session
 - Section 239(2)(d) Labour relations or employee negotiations; Specifically:
Collective Bargaining Update and Closed session minutes from November 20, 2023
14. Report out of Closed Session
15. Adjournment

MINUTES
PORT OF JOHNSTOWN MANAGEMENT COMMITTEE
SOUTH EDWARDSBURGH COMMUNITY CENTRE - JOHNSTOWN
MONDAY NOVEMBER 20, 2023
6:30 PM

Present: Deputy Mayor Stephen Dillabough, Chair
Tory Deschamps, Mayor
Councillor Chris Ward
Councillor Joseph Martelle
Councillor Waddy Smail
Randy Stitt, Advisory Member
Frank McAuley, Advisory Member
Regina Hernandez, Advisory Member

Zoom: Clint Cameron, Advisory Member

Staff: Dave Grant, CAO
Sean Nicholson, Treasurer
Robert Dalley, General Manager
Kevin Saunders, Operations Manager
Mike Moulton, Operations Manager
Rebecca Crich, Clerk
Candise Newcombe, Deputy Clerk
Rhonda Code, Office Manager

1. Call to Order

Deputy Mayor Dillabough called the meeting to order at 6:30 p.m.

2. Approval of Agenda

Moved by: T. Deschamps
Seconded by: W. Smail

That Committee approves the agenda as presented.

Carried

3. Disclosure of Pecuniary Interest & the General Nature Thereof – None

4. Delegations and Presentations – None

5. Minutes of the Previous POJ Committee Meeting

a) Regular Meeting – October 23, 2023

Moved by: C. Ward
Seconded by: W. Smail

That Port Management Committee receives and approves the minutes of the Port Management Committee meeting dated October 23, 2023.

Carried

6. Business Arising from the Previous PMC Minutes (if any) – None
7. Discussion Items – None
8. Action/Information Items

a) Grain Operations Report

Port staff provided an overview of the monthly operations report and highlighted the following areas: overall inventory levels, monthly traffic, grain received/shipped, storage capacity available at the Port, and current storage levels.

b) Maintenance Report

Port staff provided an overview of the monthly report and there was a general discussion on the following topics: weekly and monthly maintenance/electrical work completed, in-house maintenance work, benefits of the new dust suppressant system and the estimated arrival time for the new bobcat.

c) Capital Projects Report

Committee was provided a summary of the report and discussed the lack of bids received for the Track Shed project – repairs and modifications and if re-tendering is the best course of action. It was noted that there are companies interested in the bid, however, they have varying conditions for the proposed project.

There was discussion regarding the garage roof modification project and members suggested consideration of the development of a coverall instead of replacing the entire garage.

Committee discussed the parameters of use of the federal grant received for the new grain dryer, the specifications desired for the new dryer and the capacity of the old dryer versus the proposed new dryer.

d) Financial Report

Committee was provided with a brief overview of the monthly revenue and expenses and year to date budget to actual numbers. Committee discussed current cash on hand amounts and possible investment options.

e) Vessel Traffic Report

Committee reviewed the traffic report and members highlighted the improved reconfiguration of the vessel traffic report.

f) Health and Safety

Committee reviewed the health and safety report.

g) General Manager's Report

Committee reviewed the report and discussion was held on natural gas supply expansion options and costs, possible emission reductions, priority of economic growth, alternate salt shipping routes, use of rail for shipping and including rail spur expansion into the 2024 budget, MECP salt regulations, expansion of the natural gas supply pipeline project, and the benefits and anticipated return on investment for drying services.

h) 2023 Financial Audit

Committee was provided with a summary of the report and discussed the following areas: increases to fees for service year over year since 2013, change to monitoring agency requirements for Port audits, possible future tendering of auditing services, and the number of years the Port has been working with MNP LLP Ltd.

Moved by: T. Deschamps

Seconded by: W. Smail

That the Port Management Committee recommend that Committee and Council receives and approves the 2023 Audit Service Plan presented by MNP LLP Chartered Accountants.

Carried

Moved by: T. Deschamps

Seconded by: C. Ward

That the Port Management Committee received and reviewed items 8. a) Grain Operations Report; b) Maintenance Report; c) Capital Projects Report; d) Financial Report; e) Vessel Traffic Report; f) Health and Safety Report; and g) General Manager's Report.

Carried

9. Approval of Disbursements – Port Accounts

Moved by: C. Ward

Seconded by: W. Smail

That Port of Johnstown Management Committee approves payment of Port invoices circulated and numbered as follows:

Withdrawals Total:	\$212,287.17	
Batch 22 CHEQUES	\$40,054.52	
Batch 23 EFT PAYMENTS	\$533,572.75	
Batch 24 EFT PAYMENTS	\$27,083.84	
Total of Direct Withdrawal & Batch Listings:	\$812,998.28	Carried

10. Councillor Inquiries/Notices of Motion

Mayor Deschamps thanked the Port of Johnstown for the use of their trailer for the participation in the Light Up the Night parade in Prescott and noted the future intended use of the trailer to participate in the upcoming Johnstown Christmas parade.

11. Chair's Report

The Chair reported on the following:

- Noted the conflict of the scheduled January Port of Johnstown meeting with the upcoming ROMA conference. There was consensus to reschedule the January Port Management Committee meeting to January 30, 2023.

12. Question Period – None

13. Closed Session

Moved by: T. Deschamps

Seconded by: C. Ward

That Committee proceeds into closed session at 7:58 p.m. in order to address a matter pertaining to:

- Section 239(2)(d) Labour relations or employee negotiations; Specifically: Collective Bargaining Update and minutes of Closed session dated June 19, 2023.

Carried

Moved by: J. Martelle

Seconded by: W. Smail

That the closed meeting of Committee does now adjourn and the open meeting does now resume at 9:13 p.m.

Carried

14. Report Out of Closed Session

The Chair reported that Committee met in closed session to discuss collective bargaining progress and direction was provided to the Port General Manager.

Moved by: T. Deschamps

Seconded by: C. Ward

That Committee receives and approves the minutes of Closed Session dated June 19, 2023.

Carried

15. Adjournment

Moved by: C. Ward

Seconded by: W. Smail

That the Committee meeting adjourns at 9:14 p.m.

Carried

These minutes were approved by Port Management Committee this ___ day of _____, 2023.

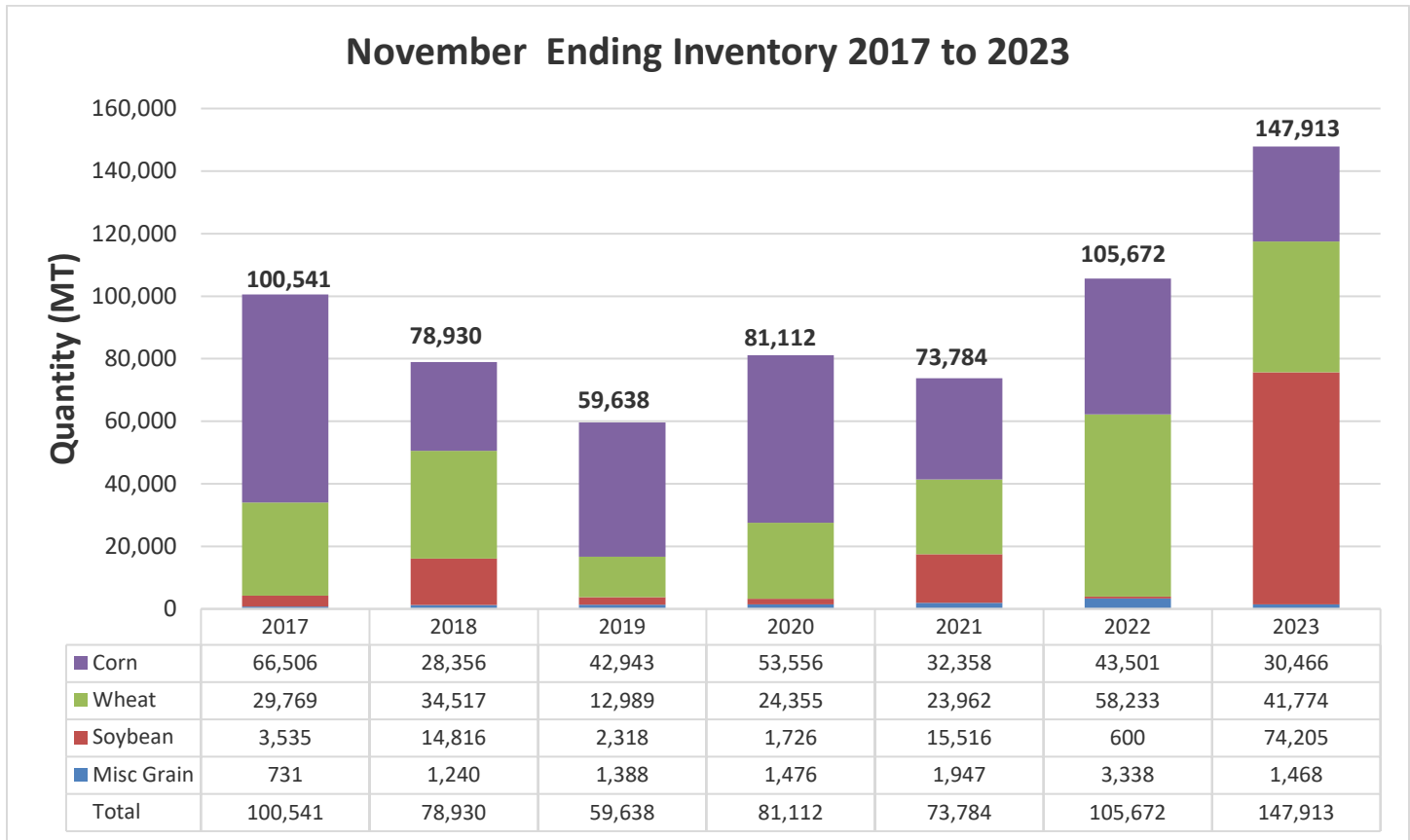
Chair

Deputy Clerk

GRAIN OPERATIONS REPORT

November 2023

Overall grain inventory for the month of November ended at 147,913 MT. The Port was very busy receiving soybeans and corn. Wheat shipments continued to be very high.



Summary of traffic for Nov:

- Received a total of 104,942 MT of grain via truck.
- Shipped a total of 6,484 MT of grain via truck.
- Shipped a total of 70,450 MT of grain via vessel.
- Shipped a total of 540 MT of grain via rail.

Vessels loaded for the month:

Blair McKeil	01-Nov-23
CSL Thunder Bay	06-Nov-23
Acadia Desgagne	11-Nov-23
Tiaga Desgagne	16-Nov-23
Florence Spirit	26-Nov-23

RECORDABLE INCIDENTS/INJURIES

YEAR	LOST WORK	RESTRICTED WORK	MEDICAL TREATMENT	TOTAL RECORDABLES	FIRST AID	NEAR MISS	LEARNING EVENT
2023	0	0	1	1	0	0	0
2022	0	0	0	0	2	0	2
2021	0	0	0	0	0	0	2
2020	1	0	3	4	1	1	3
2019	1	1	0	2	2	1	3
2018	1	0	1	2	1	1	2
2017	1	3	0	4	2	1	6

LABOUR REPORT

CATEGORY	CURRENT YEAR		PREVIOUS YEAR	
	MONTH	YEAR	MONTH	YEAR
LABOUR HRS (OPERATIONS)	4,470	30,002	3,911	28,490

Labour Variance to 2022: 2023 Budget included an additional 3 employees +6,240 hours – for reference, page 3, “Budget 2023 Revenue and Expense Summary” under additional comments.

QUALITY REPORT

CANADIAN GRAIN COMMISSION RATING		1	2	3	4	5	6	7
	CURRENT YEAR	FEB-AAA	APR-A	MAY-A	JUL-AA	SEPT-A	NOV-A	
	PREVIOUS YEAR	MAR-AAA	APR-AAA	MAY-A	JUNE-B/A	AUG-AA	OCT-A	DEC-A

MAINTENANCE REPORT

Dec. 2023

Work in the maintenance area during the month included the following:

- Conducted monthly Premise Inspection as per GMP requirements.
- Installed new conveyor chain and turntable bearings in road salter.
- Modify dust system grain trap ducting at binfloor bin 324 to allow for easier cleanup.
- Clean and inspect crosscut samplers and automatic valves to ship loading conveyors. This is done before each vessel.
- Adjust drive belt tension on grain dryer lofters.
- Clean all grain and grain dust from rack and pinion gears of all turnheads.
- Grain handling equipment checks while vessel loading.
- Inspection and maintenance of all tripper rail hardware.
- Install urethane liner in spouting from #1 conveyor to #2 lofter.
- Items from work order log.
- Weekly and monthly dust system inspections and maintenance.

Work in the electrical area included the following:

- Worked with millwrights as required.
- Replaced green traffic light control button on truck probe.
- Test marine scale gates closed limit switches to verify proper operation.
- Test marine scale garner alarms to verify proper operation.
- Install electrical circuit from the grain dryer office to the location of security guard parking area. This allows the security guards to use an in-car heater while vessels are in port to be loaded.
- Replace burned out light bulbs throughout the elevator.
- CGC scale test. Of the 8 scales only scale 5 had to be calibrated which is typical for this scale when seasons change. All scales passed.
- Compressor maintenance.
- Items from work order log.

2023 CAPITAL BUDGET

	Capital Spending	2023 Budget Amount	Remaining Projects budget forecast for 2023	2023 Budget moved to 2024	2023 Actual	Status	Completion	Project Lead
1	Paving Projects	\$ 450,000			\$ 316,806	Completed	Q3	Robert
2	Rail Repair	\$ 75,000			\$ 56,659	Completed	Q2	Mike
3	New Garage or raise roof on existing garage	\$ 150,000		\$ 150,000		Moved to 2024	Q4	Mike
4	Ditch Drain at Marina/Restaurant	\$ 150,000	\$ -	\$ 150,000		Require drainage study - moved to 2024	2024	Robert
5	POJ Warehouse - Land Development /Finish Windows(carryover 2022)	\$ 355,950	\$ 6,254	\$ 50,921	\$ 298,775	Drainage study in December. December payment	Q4	Robert
6	Marina Waterfront	\$ 250,000		\$ 245,297	\$ 4,703	Permit received - start date Jan. 9, 2024	Q4	Robert
7	Dredging Berth 5 (loading berth)	\$ 275,000			\$ 253,376	Completed	Q3	Robert
8	Repairs and modifications to Track Shed (Truck Receiving/Shipping) (includes \$65,000 carryover 2022)	\$ 2,300,000	\$ 1,097	\$ 2,289,890	\$ 9,013	Re-evaluate in 2024 - December payment	2024	Kevin
9	Bin Wall Repair Project - Finish behind new spouts, exterior basement walls (carryover 2022)	\$ 285,000			\$ 313,729	Completed	Q3	Robert
10	Dust system	\$ 100,000		\$ 10,000	\$ 33,374	Collection boots and gates finished. Waiting for additional parts. Balance of work 2024	Q3/Q4	Mike
11	Transfer Chute West End (New valve and spouting for #7 Belt) (carryover 2022)	\$ 75,000			\$ 63,497	Completed	Q2	Jeff
12	Generator repair (carryover 2022)	\$ 100,000	\$ 882	\$ 25,000	\$ 54,156	Fuel connections 2024 - December payment	Q3	Jeff
13	Exterior covering for elevator	\$ 100,000			\$ 112,024	Completed	Q3	Mike
14	Automate basement bin valves (includes \$400,000 carryover 2022)	\$ 600,000			\$ 870,984	Completed	Q3	Kevin
15	New electrical feeder cables for rail scale house	\$ 180,000	\$ 24,350		\$ 219,407	Complete. December payment	Q3	Jeff
16	Replace bobcat with new Telehandler	\$ 190,000	\$ 162,700		\$ 179	Complete, December payment	Q3	Jeff
17	Expand Rail to Uplands II - Phase I	\$ 1,000,000	\$ -	\$ 1,000,000		Moved to 2024 - depends on new business plans	2024	Robert
18	New Grain Dryer / wet bins plus Replacement Dryer	\$ 4,000,000	\$ 1,011	\$ 3,998,269	\$ 720	RFP released - closing date Nov. 29 - December payment	2024	Kevin
19	Mineral oil applicator for lofters	\$ 50,000	\$ -			Investigate in 2024	2024	Mike
20	Connect #5 scale to Bin 601 (carryover 2022)	\$ 25,000			\$ 8,048	Completed	Q2	Jeff
21	Replacement of Aerators	\$ 50,000			\$ 12,600	Completed	Q3	Jeff/Mike
22	New buckets for lofter	\$ 40,000			\$ 37,285	Completed	Q3	Jeff
23	New chain for #6 drag conveyor	\$ 20,000			\$ 17,319	Completed	Q3	Jeff
24	New auger for dust system	\$ 20,000			\$ 15,451	Completed	Q3	Jeff
25	New scale gates for marine scales	\$ 30,000	\$ 1,440		\$ 16,821	Complete. December payment	Q3	Kevin
26	New life line for rail car loading	\$ 21,000			\$ 14,474	Completed	Q2	Jeff
Total Capital Budget 2023 including 2022 carryover		\$ 10,891,950	\$ 197,734	\$ 7,919,377	\$ 2,729,399			

Updated 2023 Project spending	\$ 2,927,133
Updated 2023 projects carryover to 2024	\$ 7,919,377
Total forecast 2023 projects (including 2024 carryover)	\$ 10,846,510
Net against budget	\$ 45,440

* #15 Credit of approximately \$13,000 for old electrical feeders copper value still outstanding

Financial Report Month ending November 30, 2023

Summary:

Revenue for the month was \$1.48 million which is lower than budget by \$121k and November 2022 by \$212k.

Expenses were \$461k for the month, which is a decrease of \$19k compared to last year and kept under budget by \$80k.

Year to date revenue numbers remain strong and continue to stay above 2022 totals by \$295k and well above budget by \$728k.

Revenues: Harbour Services: +\$43k Grain Services: +\$150k Rail Services: +\$43k Leases: +\$68k
 Expenses: Labour: +\$255k Utilities: +\$41k Operating and Admin: +\$268k (Municipal Payments +\$194k, Material & Supplies +\$58k, Outside Services +\$26k, Advertising -\$45k, Administration/Insurance +\$35k)

Year to date surplus is ahead of budget by \$721k.

While the record low inventories throughout the year have impacted revenues by \$728k, this shortfall has been recovered from increased corn throughput, another successful wheat harvest, the ongoing soybean harvest and now into the corn harvest. The result is that the Port is in a good financial position to head into the final month of 2023.

Note: We have received and reviewed the Enbridge gas bill and agree with usage totals and are now all up to date with current billing.

Management Fees to the Township

As of November 30, 2023, the port has transferred \$916,667 towards their annual payment of \$1,000,000.

Actuals/Budget/Previous Year

Month Ending: November 30, 2023			
	Nov. 2023 Actual	Nov 2023 Budget	Nov. 2022 Actual
Revenue	\$ 1,478,390	\$ 1,600,000	\$ 1,690,381
Expenses	\$ 461,652	\$ 541,261	\$ 481,029
Surplus/Deficit	\$ 1,016,738	\$ 1,058,739	\$ 1,209,352
Year to Date – November 30, 2023			
	YTD 2023 Actual	YTD 2023 Budget	YTD 2022 Actual
Revenue	\$ 9,438,200	\$ 8,710,000	\$ 9,143,473
Expenses	\$ 5,000,907	\$ 4,993,866	\$ 4,281,622
Surplus	\$ 4,437,293	\$ 3,716,134	\$ 4,861,852

Accounts Receivables/Payables (Trade/HST)

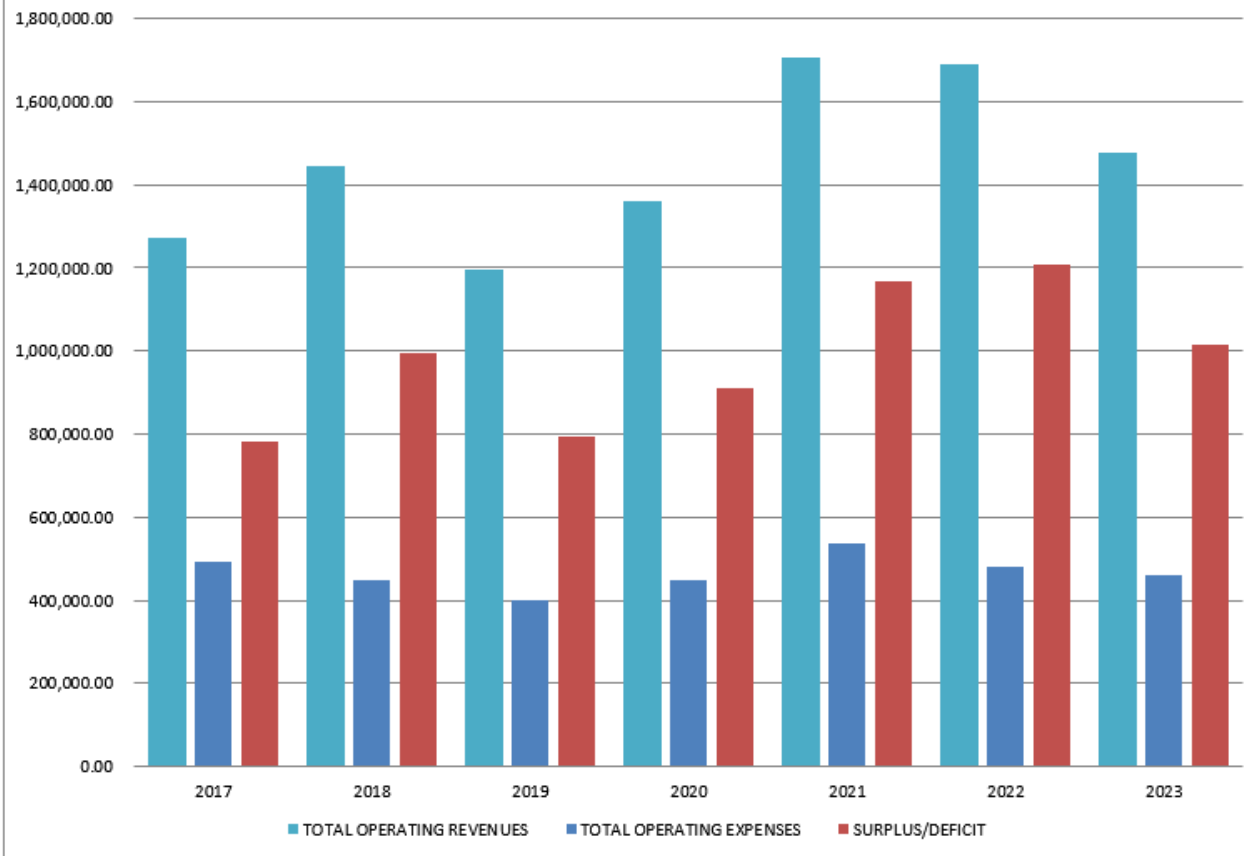
The Port’s receivables are in good shape with outstanding invoices 30 days and under.

Receivables: \$1,428,766

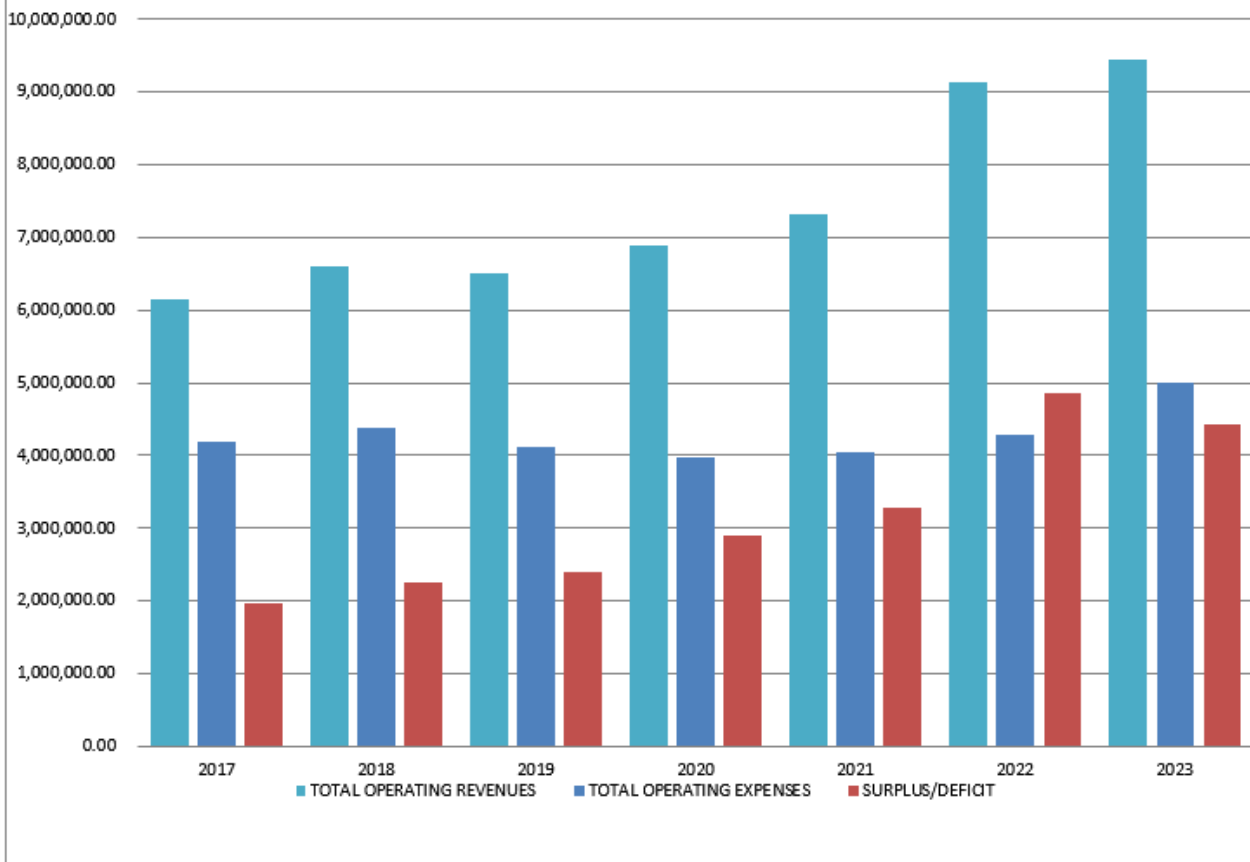
Payables: \$454,148

Cash on Hand: \$8,229,290

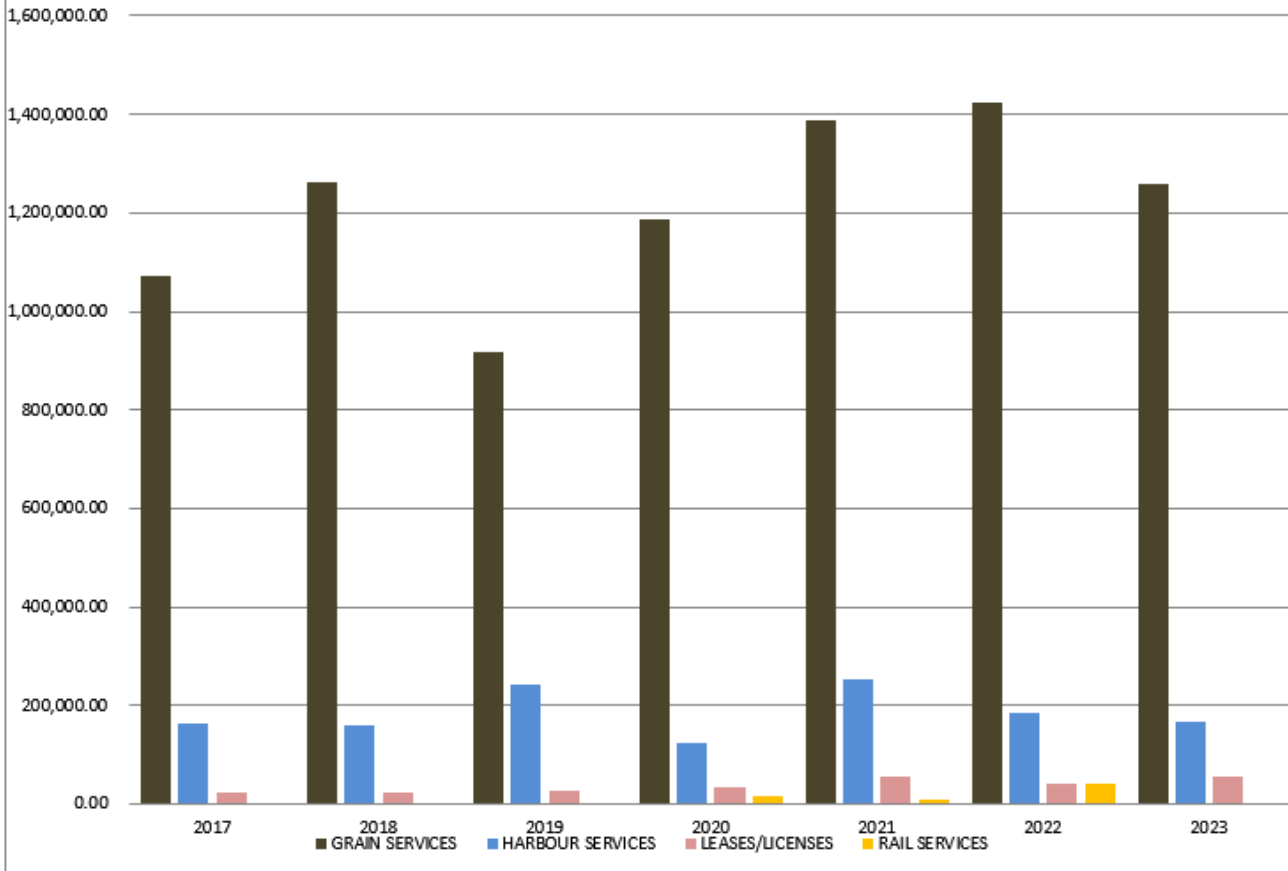
November Monthly Revenue/Expenses/Surplus



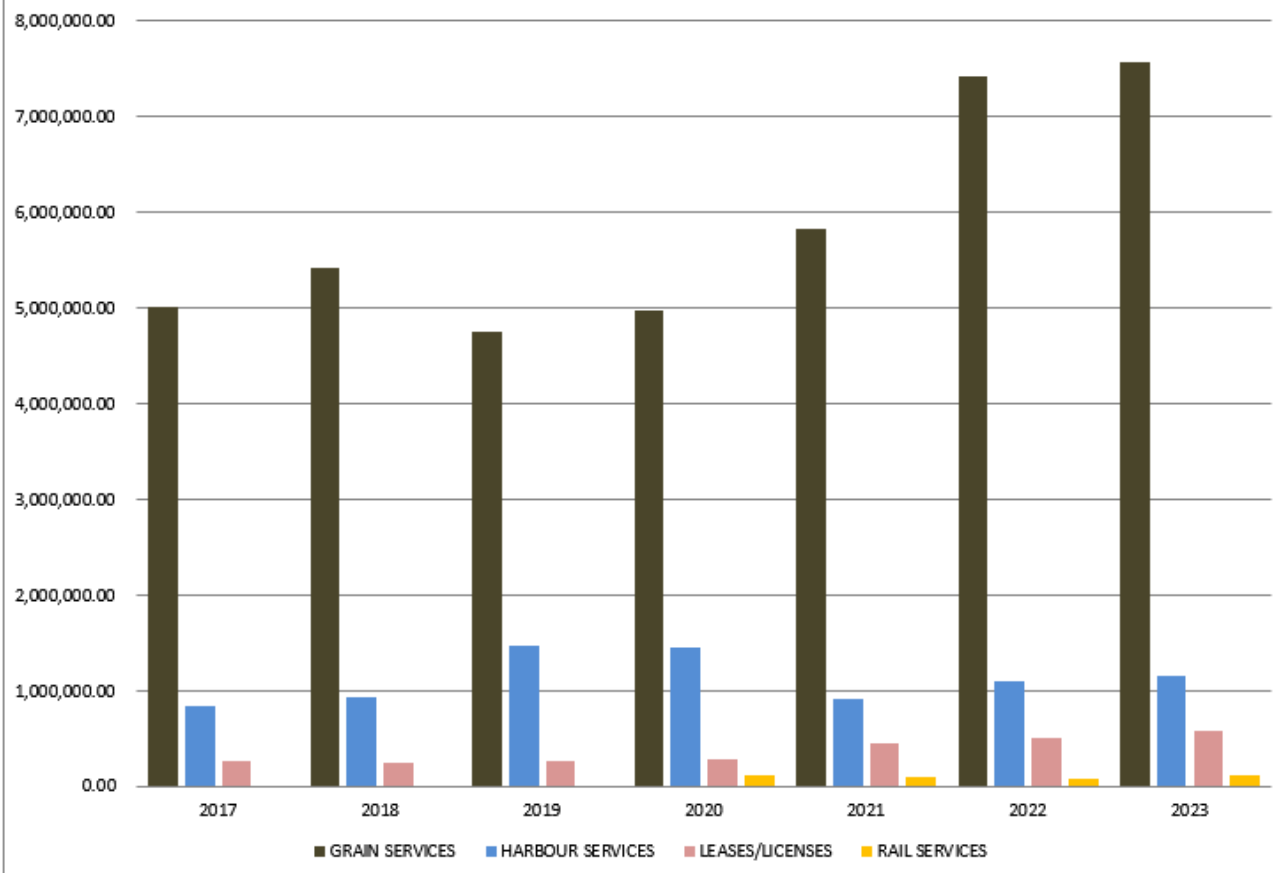
November YTD Revenue/Expense/Surplus



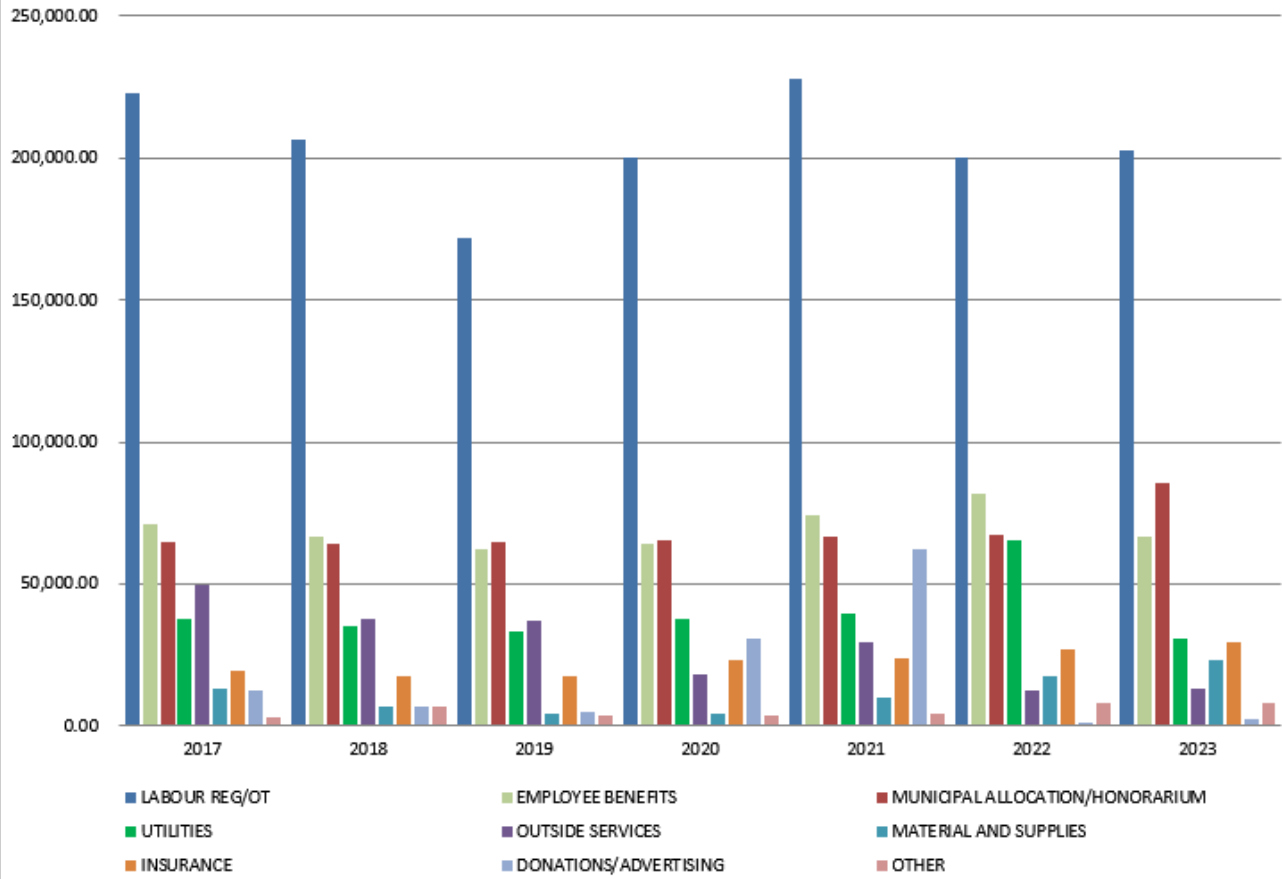
November Monthly Revenues



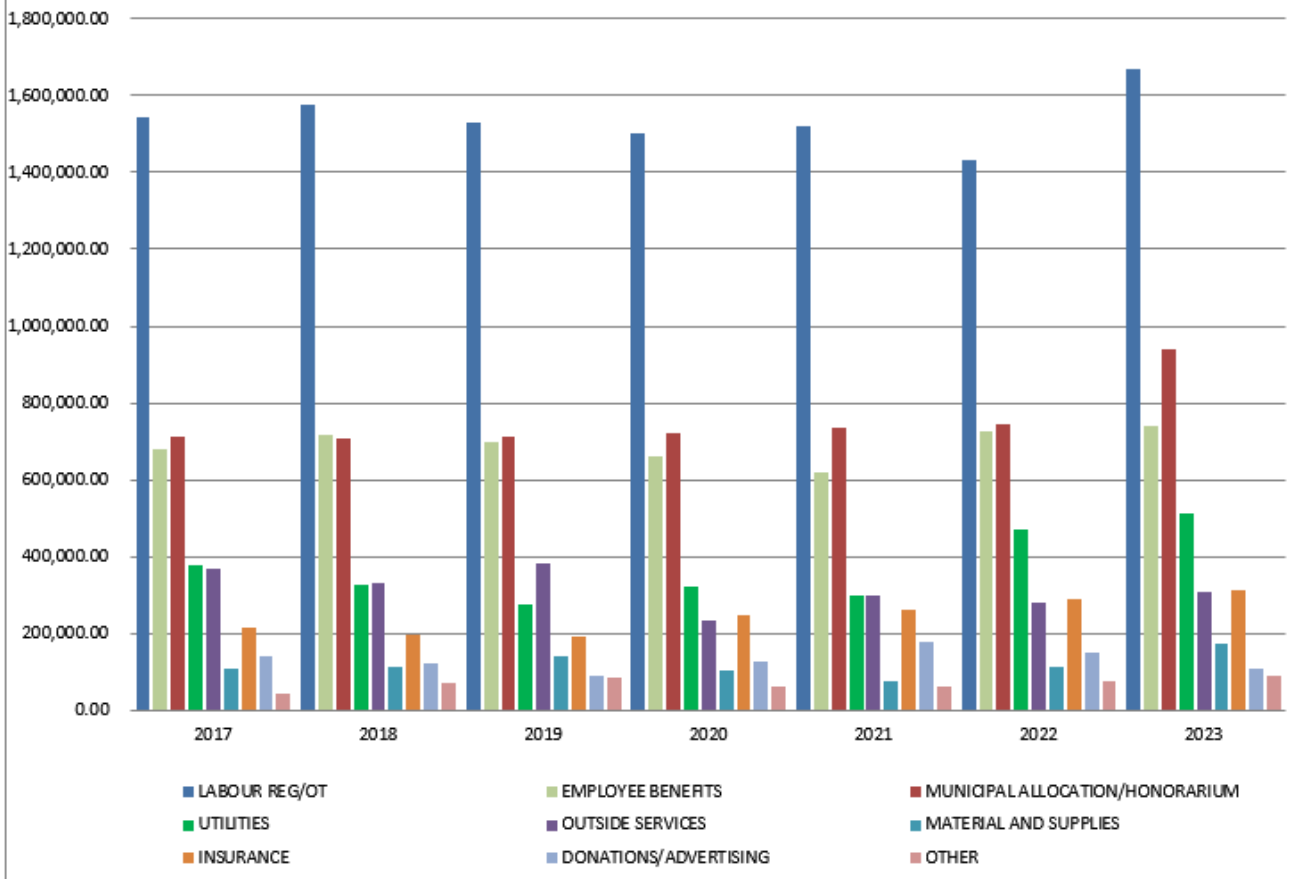
November YTD Revenues



November Monthly Expenses



November YTD Expenses



YEAR TO DATE VESSEL TRAFFIC REPORT

Month Ending: November 30, 2023

HARBOUR TERMINAL REPORT

WHARF TRAFFIC		INWARD	OUTWARD	TOTAL CURRENT YEAR	TOTAL PREVIOUS YEAR
GRAIN	FOREIGN		99,260	99,260	23,830
	DOMESTIC		111,544	111,544	161,508
SALT	FOREIGN	131,298		131,298	11,035
	DOMESTIC	372,405		372,405	424,288
AGGREGATE (STONE)			24,291	24,291	14,254
LIQUID BULK		7,589		7,589	7,491
BREAKBULK/PROJECT CARGO		2,128		2,128	30,790
TOTAL		513,420	235,096	748,516	673,197

SHIPS AT BERTH		INWARD	OUTWARD	LAYOVERS	TOTAL CURRENT YEAR	TOTAL PREVIOUS YEAR
GRAIN	FOREIGN		6		6	2
	DOMESTIC		7		7	11
SALT	FOREIGN				0	1
	DOMESTIC	28			28	18
AGGREGATE (STONE)			1		1	1
LIQUID BULK		1			1	1
BREAKBULK/PROJECT CARGO		1			1	4
MISC*				3	3	11
TOTAL		30	14	3	47	49

*Misc. vessels include Coast Guard, Cruise, safe harbour, repairs.

Vessel Traffic Commentary

The Port had a total of 9 ships arrive in the month of November, 4 unloaded salt and 4 loaded soybeans and 1 loaded corn.

We currently have 12 vessels scheduled for December, 7 to unload salt, 4 to load soybeans and 1 to load corn

GENERAL MANAGER'S REPORT – December 18, 2023

- Marina Dock Project # 324-022: Permits completed. Start date Jan. 9, 2024
- Natural Gas Update: Port has filled out application on Nov. 20th as requested. Sent e-mails out for update on December 11th and 13th. No updates received. Township CAO is dealing with land required.
- ODS Marine – Engineer is now reviewing the video footage and is preparing a report. This will be discussed at our January meeting.
- Tentative Agreement reached with local union.
- No updates on Logistec discussions with fertilizer companies. Expect some news in mid-January.
- Logistec is still in discussions with potential cement customers.
- Discussion on investments, specifically GIC maturing, with treasurer and committee member on Dec. 11th. Action item for today's meeting.
- Land Development Update: Completed test pits to determine approximate depth to bedrock soil composition. Begin drainage plan study in December/January and tender next phase of the land development. This work will include removing layers of wood chips and organic soils and placement and compaction of stone.
- Wishing everyone a Merry Christmas and a safe and healthy holiday.

Port of Johnstown Action Item

Committee: Port Management Committee

Date: Dec. 18, 2023

Division: Port of Johnstown

Topic: Port of Johnstown Investments

Purpose: To recommend investments for the Port of Johnstown

Background: It is the responsibility of the Port Management Committee to approve and recommend investments for the Port of Johnstown. The General Manager is responsible for reporting and making a recommendation to the PMC on the working parameters of the investment including type of investment, length of investment and money available to invest. These recommendations are for discussion and open to amendments depending on the input of the committee.

Due to the fact that interest rates can change at any time, the banks will not lock in a set rate, therefore, the action item will use the term “best available rate” at the time of the investment.

The main investment objectives for the Port are to;

1. Preserve/Protect the principal of our investments from capital loss.
2. Ensure sufficient liquidity at all times to fund ongoing operations and fund approved capital expenditures.
3. Generate income for the Port.

A meeting was held with the Township Treasurer and a member from the management committee to discuss the POJ capital spending requirements and to discuss available options for the Port’s investments. It was agreed that the GIC coming up for renewal should be rolled into another GIC for up to 3 years. In order to determine future investments, the 2024 budget will need to be considered. The Port will also be recommending a strategic plan for 2024 which will also influence our future investments. Meanwhile our operating account continues to earn prime minus 1.75%. (5.45% as of Dec.14, 2023).

Policy Implications: Investments for the Port of Johnstown are to be approved by the Port of Johnstown Management Committee.

Financial Considerations: There is a 6-month GIC with RBC maturing on Dec. 30, 2023.

Recommendations: That the Port of Johnstown Management Committee approves the following investment recommendations:

- That the Port General Manager and Township Treasurer find the best possible rate for up to three years for non-redeemable GIC.
- That the Port General Manager take the full amount (est. \$1,547,409.34) from the RBC GIC maturing on Dec. 30, 2023, and purchase a new GIC for up to 3 years.

Robert Dalley
General Manager, Port of Johnstown

Port of Johnstown Investment Report - to Nov 30

Investment Company	Initial Investment		Interest Rate as of November 30 2023	Original Investment	Current Balance as of November 30, 2023
	Date	Maturity Date			
Scotia HISA	July 5, 2022	Open	5.525%	\$2,513,058	\$2,690,581
Scotia Bank Non-Redeemable GIC - 12 month	June 30, 2023	July 2, 2024	6.40%	\$2,000,000	\$2,053,655
RBC Non-Redeemable GIC - 6 months	June 30, 2023	December 31, 2023	6.34%	\$1,499,737	\$1,531,779
Total Investments				\$6,012,795	\$6,276,015

Note: In addition, the Port's RBC operating account balance earns interest at RBC Prime less 1.75% (currently: 7.2% -1.75% = 5.45%)

RBC Non-Redeemable GIC - 6 months - Value at Dec 31/23 term - \$1,547,409.34

FOR CASH FLOW PURPOSES ONLY (Please refer to Capital Budget Spreadsheet)

Cash on Hand as of Nov. 30, 2023	\$	8,229,290
Receivables/Payables as of Nov. 30, 2023	\$	688,158
Estimated remaining December Capital spending 2023	\$	(197,734)
Management Fee Dec. transfer	\$	(250,000)
Township Dividend Dec. transfer	\$	(563,411)
Estimated surplus Dec. 2023	\$	600,000
Estimated cash on hand Jan. 1, 2024	\$	8,506,303
Estimated surplus for 2024	\$	4,000,000
Total \$\$ available	\$	12,506,303
Current 2024 estimated \$\$ required to complete 2023 Capital Projects	\$	7,919,377
2024 estimated \$\$ new projects required in 2024	\$	4,000,000
Total 2024 \$\$ for project capital	\$	11,919,377
Investments		
HISA Account Jan. 1, 2024 (liquid)	\$	2,702,969
GIC maturing July 2, 2024	\$	2,128,000
Action item GIC maturing Dec. 30, 2023 - Invest 2 to 3 years	\$	1,547,409

Township of Edwardsburgh/Cardinal Action Item

Committee: Port Management

Date: December 18, 2023

Division: Port of Johnstown

Topic: Procurement and Construction of a New Grain Dryer – Annex Expansion
(Project #300-069)

Purpose: To recommend a contractor for the procurement and construction of a new grain dryer with required wet bins and one new grain bin for dry storage at the Annex.

Background: The annex was constructed in 2010 at the time when the demand for corn storage was expected to grow with the arrival of the ethanol plant. At that time, the long-range plan was to expand the annex to eight bins and add a grain dryer. Two additional grain bins were added in 2016 and again in 2017 bringing the total number of bins to eight. One more 15,000 MT bin was added in 2019 which brought the storage capacity at the annex to 55,000 MT. All of the bins at the annex have been fully utilized since that time. Even with the amount of storage at the annex, the Port is still missing out on corn receiving opportunities due to the volume of soybeans being received over the last few years. A new grain dryer would enable the Port to receive wet corn at the beginning of harvest instead of at the end when the demand is all but gone.

Please refer to the attached business case for additional information regarding the project.

Scope of work: This project involves the procurement and construction of a new grain dryer with heat recovery unit, two hopper bins for wet grain storage and one additional 5000 MT grain bin for dry storage.

Policy Implications: The procurement policy was followed. The new grain dryer was approved in the 2023 capital budget contingent on receiving the ACT funding to support the new grain dryer. The Port was successful in receiving this funding and the signing of the contribution agreement was approved with an action item in July 2023. The ACT funding is in the amount of 50% of the project to a maximum of \$2,000,000. As the amount is higher than \$75,000, the award must be approved by the Port Committee.

Financial Considerations: The amount of Port funds approved in the 2023 budget was \$4,000,000 that was contingent on receiving \$2,000,000 in funding from the ACT program for a project total of \$6,000,000.

A total of four grain companies attended the mandatory job showing. One company withdrew from the bidding process after the site meeting, and two of the companies formed a joint venture. The end result was that the Port received two bids as shown below. The bids do not include HST.

- Earl Horst Systems Ltd. - \$5,778,869.00
- FWS / Advanced Grain Handling Systems – \$11,289,136.00

It should be noted that manufacturers will offer end-of-season discounts at this time of year and these discounts are incorporated in the prices.

The tender bid that is being recommended for approval is from Earl Horst Systems Ltd. in the amount of \$5,778,869.00 + 5% contingency.

Recommendations:

- 1) That the Port Management Committee awards the New Grain Dryer at the Annex – Project #300-069 to Earl Horst Systems Ltd in the amount of \$5,778,869.00 (excluding HST) plus a 3.5% contingency.
- 2) That the Port Management Committee recommends that council authorizes the Port General Manager to sign the contract with Earl Horst Systems Ltd on behalf of the Township.

Kevin Saunders
Operations Manager

Robert Dalley
General Manager

2024

New Dryer and Storage Bins Project



Port of Johnstown

3035 County Road 2
Johnstown, ON
K0E 1T1

Table of contents

- 1. Executive summary..... 1
- 2. Goals and objectives 2
- 3. Background and history 5
- 4. Products, services and target market 7
- 5. Sales and marketing..... 8
- 6. SWOT analysis..... 9
- 7. Industry Analysis 10
- 8. Risk identification and evaluation 11
- 9. Financial position and projections..... 12

1. Executive summary

Project/business description

The Port of Johnstown is a terminal grain elevator along the St. Lawrence River that has been operating since 1930 serving producers in Eastern Ontario and Western Quebec. It is the only open Port along the St. Lawrence Seaway which offers producers the advantage of being able to sell their grain to the grain trader of their choice.

The Port has a storage capacity 185,000 MT of grain across 398 individual storage bins. The Port is a trimodal facility and is able to receive and ship grain by truck, rail and marine vessel. The demand for the Port's services continues to increase due to the additional acres planted and the increasing yields per acre. As a result, the amount of grain handled continues to increase. The Port handled 400,000 metric tons of grain in 2007. In 2022, the Port handled 745,000 MT of grain. This is an increase of volume of 86% in 15 years.

Although the 2023 season is not yet complete, the Port has already surpassed the record amount of grain handled of 804,000 MT in 2021.

Project opportunity

To increase the grain throughput at the Port by increasing the ability to handle wet corn at the beginning of corn harvest rather than at the end.

Timeline and revenue targets

The project would be started in early 2024 in order to be ready for the 2024 harvest. The expected increase in revenue would be between \$400k and \$500k per year.

Products/services we currently offer

The primary services offered are receiving, storage and shipment of grain. The Port also offers grain cleaning, grain drying and fumigation services.

Current sales levels

The Port's revenue in the last fiscal year (2022) was \$10,357,627.

2. Goals and objectives

Nature of the project

To expand the grain drying capability at the Port of Johnstown to meet customer demand.

The Port of Johnstown began expanding their grain storage capacity in 2010 with the addition of a new Annex that was connected to our main grain elevator. At that time, the plan was to expand the annex to a total of eight grain bins and a dryer. The rationale was to expand the Port's grain handling ability and to provide a backup system should anything ever happen to the main elevator.

It began with four x five thousand metric ton steel grain bins in 2010. The project continued in the past decade with an additional 5 steel grain bins (2 in 2016, 2 in 2017 and 1 in 2019) bringing our total grain storage capacity at the Annex to 56,000 metric tons, an increase of over 40 percent in grain storage. Since 2010, we have seen an additional 2.6 million metric tons of grain received at the Port of Johnstown grain elevator, worth an estimated value of over \$900 million dollars (@\$350 per mt) processed through our grain elevator primarily as a result of the new Annex expansion.

2001 - 2009 = 1,820,685 metric tons of grain received

2010 - 2022 = 4,464,670 metric tons of grain received.

The next phase of our Annex grain expansion project is to add a new grain dryer to be able to accept wet corn at the beginning of corn harvest when the customer demand begins. The lack of a grain dryer at the Annex limits the amount of wet grain that we can accept which in turns limits the opportunities for area producers to get their grain to market. The increase in soybean volume at the Port, while beneficial to the Port's revenue, has had a negative impact on the ability to accept corn due to lack of bin space and the availability of the dryer time.

Mission, vision and values

The mission of the Port of Johnstown is to provide local, national and international clients with an efficient, reliable and affordable intermodal infrastructure in support of foreign and domestic trade, and to contribute actively to regional economic development. As the agricultural and marine industries in the region grow, the port's goals are to grow alongside.

Business goals

The goal of the project is to enable the Port to begin receiving wet corn for drying while the soybean harvest is still ongoing. Currently, the Port needs to delay receiving wet corn until such time as the soybean harvest is near completion and the current dryer is no longer needed for soybeans.

Strategic objectives

The objective of this project is to increase the ability to handle wet corn and to provide local grain producers an efficient and more environmentally friendly means of drying their wet grain. To meet this goal, the Port intends to purchase and install a new grain dryer complete with a heat recovery unit. The heat recovery component will reduce fuel consumption between 20% and 40% according to OMFRA Fact Sheet 17-001 - Reducing Energy Use in Grain Drying. This in turn will reduce GHG by a similar amount.

Prior to 2009, wheat was the dominate commodity handled at the Port. The arrival of the ethanol plant saw local corn production increase to meet the local demand. Corn then became the dominate grain. The Annex was built at that time to handle the increase in demand for corn storage. In 2012, soybean production ramped up which displaced corn as the main commodity. The table below shows the changes in commodities received at the Port.

At first glance, it appears that corn is still doing very well on an annual basis and it is. However, a deeper dive into the data shows that the Port is missing out on opportunity at harvest to receive corn. The quantity the Port is able to receive at harvest has been declining over the years. This is solely due to the storage space taken up by soybeans as they await the arrival of a vessel. Unfortunately, this has also meant that the Port is not able to receive wet corn until towards the end of the corn harvest rather than at the beginning when the demand is the greatest.

Year	Annual Receiving Quantity (MT)			Receiving at Harvest (MT)		
	Wheat	Corn	Soybean	Wheat	Corn	Soybean
2006	104,252	49,521	43,371	92,434	49,202	41,725
2007	97,280	48,653	56,279	87,236	42,278	36,991
2008	108,442	117,941	43,582	100,570	59,154	41,092
2009	69,878	142,409	78,187	59,345	57,299	74,229
2010	69,025	189,226	91,181	65,692	116,320	90,487
2011	55,382	141,568	90,999	49,852	61,018	88,635
2012	64,767	114,780	131,606	62,330	57,209	98,366
2013	65,833	130,318	113,954	55,737	100,353	113,670
2014	44,044	145,225	105,715	38,261	67,799	104,738
2015	50,895	181,462	152,374	47,589	81,937	148,509
2016	51,447	130,486	199,313	48,630	75,784	193,074
2017	26,803	97,023	180,098	23,348	36,879	175,561
2018	44,330	111,462	232,992	39,876	77,734	205,924
2019	25,647	103,683	140,252	22,070	43,546	117,684
2020	30,630	132,256	196,536	30,147	33,636	180,338
2021	38,511	187,048	199,602	38,390	98,471	189,103
2022	60,357	78,793	215,579	58,464	41,164	193,481

The following shows what are considered harvest months for each commodity at the Port.

- **Wheat:** July, August, September
- **Soybean:** September, October, November
- **Corn:** October, November, December

There is opportunity to pick up additional corn data in the area. According to the published statistics published by OMAFRA, the Eastern Ontario region produces over 1,000,000 MT of corn annually. The table below shows the production in Eastern Ontario and the amount of corn received at the Port during harvest. There is room for growth in corn volume at the Port based on the percentage of corn received at the Port during the harvest season compared to production in Eastern Ontario.

Year	Eastern ON Corn Qty (MT)	Port Corn Harvest Receipts (MT)
2016	1,191,069	75,784
2017	1,411,118	36,879
2018	1,268,264	77,734
2019	1,244,364	43,546
2020	1,178,368	33,636
2021	1,241,222	98,471
2022	1,091,033	41,164

The majority of the corn harvested in Ontario must be dried before being put into storage. Wet corn has a limited shelf life when wet (above 15.5% moisture). The higher the moisture content, the shorter the storage time before it begins to spoil.

Financial objectives

- Increase the grain drying capacity at the Port.
- Increase the intake of wet corn especially prior to the end of the soybean harvest when the current drying capacity is filled with soybeans.
- Increase the overall storage capacity at the Port.

3. Background and history

Location and years in operation

The Port of Johnstown was built in the early 1930's and has grown to become one of Eastern Ontario's premier ports for truck, vessel, and rail shipping and receiving of grains, salt, aggregate, and a variety of project cargo. In 2000, the port was transferred to the Township of Edwardsburgh (now the Township of Edwardsburgh Cardinal) under the National Marine Policy (NMP) wherein the federal government established dedicated and independent port authorities for Canada's largest ports and divested smaller regional/local and remote ports to local interests, including municipalities.

Business achievements

The port is an economic driver for the community and the region at large. In July 2018, Martin Associates of Lancaster, Pennsylvania, was retained to prepare an economic impact study for a consortium of U.S. and Canadian Great Lakes - St. Lawrence River stakeholders. The study found that the economic impacts generated and enabled by the Port of Johnstown are profound:

- In 2017, the marine cargo handled at Port of Johnstown marine terminals generated \$37.1 million in economic activity in Ontario and the direct business revenue received by the firms directly dependent upon the cargo handled at the marine terminals located at the port was \$27.4 million.
- 357 jobs in Ontario are supported by the cargo moving via the marine terminals located at the Port of Johnstown.
 - Of the 357 jobs, 112 jobs are directly generated by the marine cargo and vessel activity at the marine terminals at the Port of Johnstown.
 - As the result of the local and regional purchases by those 112 individuals holding the direct jobs, an additional 165 induced jobs are supported in the regional economy.
 - 80 indirect jobs are supported by \$11.3 million of regional purchases by businesses supplying services at the marine terminals at the Port of Johnstown.
- Combining the direct, induced, and indirect income impacts, the cargo handled at the Port of Johnstown generated \$20.4 million in wages and salaries, and local consumption expenditures in the regional economy.
- In 2017, a total of \$8.6 million in provincial and federal taxes were generated by cargo and vessel activity at the port, with \$2.8 million generated at the provincial level and \$5.8 million generated at the federal level.

The port receives grain from around the region and provides a range of grading, storage, cleaning, and drying services in addition to loading vessels bound for overseas destinations.

Major initiatives

- 2019-2021 Grain Export Infrastructure Renewal and Expansion Project - \$14.5 million project for a new grain bin and the replacement and modernization of the ship loading spouts to better serve the agricultural producers in Eastern Ontario and Western Quebec. This project involved the removal of nine loading spouts at the Port and replacing them with three modern loading spouts that had the same loading capacity as the previous system. In addition, the new spouts were designed to be able to handle the largest ocean-going vessels that are able to travel the Great Lakes. The new loading spouts were also designed to limit dust emissions. This project was completed on time and on budget. Being on time was extremely important so the Port was ready to begin loading ships with grain at the start of the 2021 harvest season.
- 2017 - Annex Bin Expansion - A \$2.2 million project for the construction of two additional steel grain bins with a combined storage capacity of 10,000 MT. Project was completed on time and on budget.
- 2016 - Annex Bin Expansion - A \$2 million project for the construction of two additional steel grain bins with a combined storage capacity of 10,000 MT. Project was completed on time and on budget.

Changes that could impact the operation

- Changing weather patterns that lead to lower on farm production yields.
- The building of another terminal elevator along the St. Lawrence River within the Port's current region. In November 2023, Picton Terminals announced that they would be building a 30,000 MT grain storage facility.

4. Products, Services and Target Market

Primary service

The primary services offered are receiving, storage and shipment of grain. The Port also offers grain cleaning, grain drying and fumigation services.

Target market

The Port of Johnstown serves the agricultural producers in Eastern Ontario and Western Quebec.

Competitive advantage

With direct access to marine, road and rail networks, the Port of Johnstown is strategically located to provide access to export markets for over 1,600 farms in the region.

The Port of Johnstown is a terminal grain elevator along the St. Lawrence River that is the only open Port along the St. Lawrence Seaway which offers producers the advantage of being able to sell their grain to the grain trader of their choice. This allows producers to shop their grain to more than one broker.

Pricing strategy

The Port monitors the pricing of other elevators to ensure it remains a competitive and viable option for local producers and grain brokers.

5. Sales and marketing

Key customers and suppliers

Currently serving the agricultural producers in Eastern Ontario and Western Quebec. The Port also has established relationships with the key grain brokers that export grain. In addition, the Port has storage agreements with two key area consumers of corn.

Customer attraction and retention

The majority of the Port's customers are repeat customers for many years. The key to retention is maintaining and expanding the level of service currently available.

Key competitors

The main competitors in the grain business are the export terminals located in Montreal and Hamilton. However, their distance from the Port does not make them a preferred option provided the Port has the ability to continue receiving grain deliveries.

Industry trends, changes and opportunities

The increasing yields and additional acreage being put into production offer the opportunity of more throughput for the Port. The increased production will also mean more grain to be dried before being exported or put into storage.

6. SWOT analysis

An analysis of the Strengths, Weaknesses, Opportunities and Threats (SWOT) of Port was originally conducted by Marpro Associates in 2015. The analysis was updated in 2021 with the addition of the new loading spouts.

P O S I T I V E	STRENGTHS	INTERNAL	WEAKNESSES	N E G A T I V E
	<ul style="list-style-type: none"> ● Max Seaway vessel capability ● New Vessel loading spouts in 2021 ● Expanded grain handling capacity ● Investment in automation ● Easy access to <u>Hwys</u> 401 and 416 ● Inter-modal transportation hub ● Served by designated rail spur to CN ● Proximity to U.S. Border Crossing 	<ul style="list-style-type: none"> ● Heavy reliance on grain related revenue ● Aging infrastructure...maintenance cost ● Potential truck traffic congestion ● Hard to find labour to work in elevator ● Limited grain drying capacity ● Reliance on grain brokers to schedule vessels 		
O P P O R T U N I T I E S	OPPORTUNITIES	EXTERNAL	THREATS	A T T R I B U T E
	<ul style="list-style-type: none"> ● Grain drying capability ● Grain cleaning capability ● Access to truck, rail and marine for receiving and shipping ● Ability to successfully handle non-GMO products at Annex 	<ul style="list-style-type: none"> ● Seasonal operation ● Existing inter-modal infrastructure serving Toronto - Montreal corridor ● Environmental concerns re dust and noise 		

7. Industry Analysis

Industry Overview

Wheat, corn and soybean are the largest crops grown in Eastern Canada. Given Canada's vast amount of arable land and small population, the sector depends on exports, with over 80% of annual grains, oilseeds and pulses production exported. Canada is one of the top exporters of wheat. The top export destinations for Canadian grains, oilseeds and pulses production are: China, Japan, U.S., Mexico and the European Union.

Given the importance of trade for the health of this sector, market access is essential. Free trade deals, such as the Canada-United States-Mexico Agreement (CUSMA), facilitate increased trade flows and reduced transaction costs, improving the sector's competitiveness in the export market.

The future for Canadian grains, oilseeds and pulses remains strong, with demand for plant-based food products and biofuels supporting new investment across Canada.

Each crop requires a different mix of nutrients from the soil, so farmers will often develop a crop rotation. The purpose is to maximize nutrient use and return it to the soil, which benefits the soil's overall health. Certain insects and diseases also target specific crops and can overwinter in the soil. Most crops are planted during the spring and harvested during the fall.

Depending on the variety, wheat can be planted in spring or fall and harvested during summer or fall. After harvest, crops are stored on the farm in large grain bins or other temporary storage such as grain elevators, feed mills or another off-farm facility, or sold. Grain elevators or in-land terminals buy crops from many farmers to export or resell to large customers such as food processing companies.

It should also be noted that there is industry support for the addition of a new grain dryer. Please refer to the attached letters of support.

8. Risk identification and evaluation

Biggest risks

The biggest current risk to the Port is a poor crop yield which would reduce the amount of grain delivered to the Port. This would reduce the amount of revenue for the Port. A future risk would be the establishment of another terminal grain elevator along the Seaway system between Hamilton and Montreal. Picton Terminals announced in November 2024 that they would be building a 30,000 MT grain storage facility.

Tools to manage risks

The Port does not carry any debt on the grain handling operations. Therefore, there are not any debt servicing requirements that would be impacted by a poor crop year.

The Port needs to continue to provide grain services at a high level and strengthen the relationships with the grain brokers who export the grain.

Current Rates for Handling Corn at the Port

Corn Rates	\$ per MT
Inbound	\$5.05
Aeration	\$0.924
Fumigation	\$0.816
Outbound	\$3.66
Drying Charge (25% moisture)	\$19.38
Storage Rate (\$/mt/day)	\$0.064
Avg Storage Days	180

Projected Revenues for New Grain Dryer

	Volume (MT)	In / Out Tariff	Grain Services	Drying	Storage	Total Revenue
Expected	10,000	\$87,100	\$17,400	\$193,800	\$115,200	\$413,500
Worst Case	5,000	\$43,550	\$8,700	\$96,900	\$57,600	\$206,750
Best Case	20,000	\$174,200	\$34,800	\$387,600	\$230,400	\$827,000

9. Financial position and projections

Financial plan and statements

The Port currently has \$8,229,000 cash on hand and an additional \$6,276,005 in investments which will cover the costs of this project in its entirety.

Funding

The Agricultural Clean Technology (ACT) program was introduced as part of the Government of Canada's strengthened climate plan. The program aims to create an enabling environment for the development and adoption of clean technology that will help drive the changes required to achieve a low-carbon economy and promote sustainable growth in Canada's agriculture and agri-food sector. The Adoption Stream supports the purchase and installation of commercially available clean technology or equipment upgrades that will reduce greenhouse gas (GHG). Please keep in mind that the objective is to reduce overall GHG by having more grain pass through more energy efficient dryers which helps to achieve that goal.

The Port of Johnstown staff presented a comprehensive project evaluation for this project that was approved by the Federal government. The Port was successful in getting the maximum amount of funding available, which is 50% of costs to a maximum of \$2,000,000.

Financial needs

The Port requires a total of \$5.78 million dollars (plus 3.5% contingency) to purchase, install and commission a grain dryer, wet bins and an additional storage bin with a capacity of 5,000 MT. \$2.0 million is expected to come from the Agricultural Clean Technology (ACT) fund. The contribution agreement was signed in July 2023.

The new dryer project was approved in the 2023 capital budget with an amount of \$4,000,000. This project was contingent on receiving the ACT funding in the amount of \$2,000,000 for a total project value of \$6,000,000.

Expected Return on Investment for New Grain Dryer

Cost of Dryer	\$5,981,129	(includes 3.5% contingency)	
Estimated Cost of NG station	\$2,800,000		
TOTAL	\$8,781,129		
ACT Funding	\$2,000,000		
Port Funding Required	\$6,781,129		
	Expected	Worst Case	Best Case
Expected Revenue Increase	\$413,500	\$206,750	\$827,000
Expected Variable Cost Increase	\$65,000	\$32,000	\$129,000
Net Revenue Gain	\$348,500	\$174,750	\$698,000
Payback (Years)	19.5	38.8	9.7

You will note in the project costs there is a line for a new natural gas station at \$2,800,000. The current gas line into the Port cannot supply any additional volume. Therefore, a new NG station is required to increase the amount of natural gas available to the Port for the new grain dryer. This cost was not anticipated when the project costs were estimated prior to the first round of applications for the ACT program. It should also be noted that this is a verbal estimate from Enbridge, and they are preparing a written quote due in Q1 of 2024. The cost of this station would put this project over budget by roughly the cost of the station.

Alternative:

Although it is not the preferred option, the use of propane to fuel the dryer is an option that would keep the project within the budgeted amount. As shown in the tables below, the revenue for the dryer would remain the same since it is based on quantity. The additional variable cost would be higher due to the price of propane. However, the payback period for the project is less since the cost of the project is less.

Expected Return on Investment for New Grain Dryer using LPG

Cost of Dryer	\$5,981,129	(includes 3.5% contingency)	
Estimated Cost of Equipment	\$100,000		
TOTAL	\$6,081,129		
ACT Funding	\$2,000,000		
Port Funding Required	\$4,081,129		
	Expected	Worst Case	Best Case
Expected Revenue Increase	\$413,500	\$206,750	\$827,000
Expected Variable Cost Increase	\$80,574	\$40,287	\$161,147
Net Revenue Gain	\$332,926	\$166,463	\$665,853
Payback (Years)	12.3	24.5	6.1

Port of Johnstown
3035 County Road
Johnstown, Ont.
K0E 1T1

Attn: Mr. Robert Dalley
General Manager

Dear Mr. Dalley:

Re: Agricultural Clean Technology Program
Port of Johnstown Project Proposal

We understand that the Port of Johnstown is submitting a proposal for funding to the Agricultural Clean Technology Program with the expressed intention of: 1) the purchase of a new grain dryer with a heat recovery unit to reduce greenhouse gas emissions and; 2) increasing grain drying capacity at the Port.

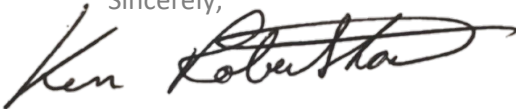
As you know, Greenfield Global Inc. has been manufacturing and distributing fuel ethanol for over 30 years and we have been a long-time partner with the Port for the storage of grains for well over 15 years. Our Johnstown corn ethanol plant processes 23 million bushels of corn per year, sourced mainly from local corn production but just as importantly supplemented by vessel shipments through your Port.

It gives us great pleasure to voice our support for your funding proposal and we applaud the Port for embracing opportunities to decarbonize port operations including energy used for grain drying. This aligns well with Greenfield's own sustainability efforts as we have important initiatives underway working with the grain growers to further reduce the carbon intensity of crop production.

In addition to this initiative supporting the recent expansion at our Johnstown distillery, our regional corn suppliers consider the Port facility as a critical part of the regional ecosystem for the grain trade. By increasing the grain drying capacity at the Port, your project will deliver economic benefits to the sector as farmers will be provided with an additional outlet to sell corn and it will also eliminate long line ups at harvest when farmers and corn suppliers are trying to move their corn to keep harvesting.

We hope you are successful in securing this important investment considering the many benefits it will provide to the agricultural sector in Eastern Ontario and Western Québec.

Sincerely,



Ken Robertshaw
VP Grain Origination & Agricultural Sales



london agricultural commodities, inc.

1615 NORTH ROUTLEDGE PARK, UNIT 43 • LONDON, ONTARIO, N6H 5L6
PHONE (519) 473-9333 • TOLL FREE 1-800-265-1885 • FAX (519) 473-5781

Port of Johnstown
3035 County Road
Johnstown, Ont.
K0E 1T1

Attn: Mr. Robert Dalley
General Manager

Dear Mr. Dalley:

Re: Agricultural Clean Technology Program
Port of Johnstown Project Proposal

We understand that the Port of Johnstown is submitting a proposal for funding to the Agricultural Clean Technology Program with the expressed intention of: 1) the purchase of a new grain dryer with a heat recovery unit to reduce greenhouse gas emissions and; 2) increasing grain drying capacity at the Port.

We believe this investment will enhance our company's ability to service grain markets as the improved efficiency will address delays in shipping wet grain while the increased capacity will enable farmers to bring their crops to the elevator throughout the peak harvest season.

An investment of this nature will provide real benefit as the agricultural community across Eastern Ontario and Western Quebec develops markets for their grain.

Yours truly,

A handwritten signature in blue ink, appearing to read "Richard Smibert".

Richard Smibert
President
London Agricultural Commodities Inc.

THAT Port of Johnstown Management Committee approves payment of Port invoices circulated and numbered as follows:

• Withdrawals	\$273,367.06
---------------	--------------

TOTAL	\$273,367.06
--------------	---------------------

• Batch 25 CHEQUES	\$188,619.51
--------------------	--------------

• Batch 26 EFT PAYMENTS	\$97,822.84
-------------------------	-------------

• Batch 27 EFT PAYMENTS	\$7,067.02
-------------------------	------------

TOTAL	\$293,509.37
--------------	---------------------

TOTAL OF DIRECT WITHDRAW & BATCH LISTINGS	\$566,876.43
------------------------------------------------------	---------------------

PORT OF JOHNSTOWN

Listing of Montly Direct withdrawl Payments for the Port of Johnstown - December 18, 2023

For approval by Committee

	Month	Amount	Withdrawl Date
Payroll Taxes	Nov 15-30	\$30,406.17	03-Dec
Payroll Taxes	Dec 1-14	\$26,773.49	19-Dec
EHT	November	\$3,812.63	15-Dec
HST	November	\$126,307.11	28-Dec
SunLife	December	\$15,235.14	01-Dec
VISA - General Manager	November	\$198.00	10-Dec
VISA - Operations Manager - KS	November	\$768.40	18-Dec
VISA - Operations Manager - MM	November	\$787.89	18-Dec
VISA- Office Manager	November	\$1,522.43	18-Dec
Hydro One	Oct 2-Nov 2	havent' received	
Hydro One	Oct 5 - Nov 7	\$169.76	20-Dec
Enbridge	May 20-Nov 20	\$62,528.83	07-Dec
Bell	November	\$628.01	09-Dec
Cogeco	November	\$169.44	02-Dec
WSIB	November	\$4,059.76	28-Dec
	Total	\$273,367.06	

**PLEASE SIGN AND RETURN TO RHONDA
THANKS**

A/P Batch Listing - Payment (APCBTCLZ)

From Batch Number [25] To [25]
 From Batch Date [12/14/2023] To [12/14/2023]
 Type [Entered, Imported, Generated, System, External]
 Status [Open, Ready To Post, Posted]
 Reprint Previously Printed Batches [Yes]
 Show Tax Details [Yes]
 Show Adjustment Details [Yes]
 Show Optional Fields [Yes]

CHEQUES

Batch No.: 25 Description: SYSTEM GENERATED PAYMENT BATCH Total Amount: 188,619.51
 Batch Date: 12/14/2023 Type: System Source Application: AP No. of Entries: 9
 Last Edited: 12/14/2023 Status: Open Bank: 01 No. of Checks Printed: 0

Entry No.: 1 System Generated Payment Document No.: PY000009911 Payment Amt.: 2,172.18

Transaction Type: Payment Payment Date: 12/19/2023 Posting Date: 12/19/2023 Year - Period: 2023 - 12
 Vendor: AJWA01 AJ'S WATER TREATMENT Account Set: TRADE INSPECTION OF WATER TREATMENT SYSTEM
 Payment Code: CHECK Payment Type: Check Check No.: 0 JULY-DEC.

Document No.	Sched. No.	Adj. No.	Adj. Reference	Adj. Description	Adjustment	Discount	Tax Withheld	Amount
7170					0.00	0.00	0.00	2,172.18
Total :					0.00	0.00	0.00	2,172.18

Entry No.: 2 System Generated Payment Document No.: PY000009912 Payment Amt.: 183,851.11

Transaction Type: Payment Payment Date: 12/19/2023 Posting Date: 12/19/2023 Year - Period: 2023 - 12
 Vendor: BOBC01 Bobcat of Ottawa Valley Account Set: TRADE NEW BOB-CAT TELEHANDLER - CAPITAL
 Payment Code: CHECK Payment Type: Check Check No.: 0

Document No.	Sched. No.	Adj. No.	Adj. Reference	Adj. Description	Adjustment	Discount	Tax Withheld	Amount
B-324801					0.00	0.00	0.00	183,851.11
Total :					0.00	0.00	0.00	183,851.11

Entry No.: 3 System Generated Payment Document No.: PY000009913 Payment Amt.: 909.65

Transaction Type: Payment Payment Date: 12/19/2023 Posting Date: 12/19/2023 Year - Period: 2023 - 12
 Vendor: CAPI01 Capital Road Technology Parts Source Account Set: TRADE MAINT SUPPLIES FOR ROAD SANDER
 Payment Code: CHECK Payment Type: Check Check No.: 0

Document No.	Sched. No.	Adj. No.	Adj. Reference	Adj. Description	Adjustment	Discount	Tax Withheld	Amount
--------------	------------	----------	----------------	------------------	------------	----------	--------------	--------

A/P Batch Listing - Payment (APCBTCLZ)

406102	0.00	0.00	0.00	909.65
Total :	0.00	0.00	0.00	909.65

Entry No.: 4 System Generated Payment **Document No.:** PY000009914 **Payment Amt.:** 338.15

Transaction Type: Payment **Payment Date:** 12/19/2023 **Posting Date:** 12/19/2023 **Year - Period:** 2023 - 12

Vendor: CHES01 THE CHESTERVILLE RECORD **Account Set:** TRADE

Payment Code: CHECK **Payment Type:** Check **Check No.:** 0 **ADVERTISING**

<u>Document No.</u>	<u>Sched. No.</u>	<u>Adj. No.</u>	<u>Adj. Reference</u>	<u>Adj. Description</u>	<u>Adjustment</u>	<u>Discount</u>	<u>Tax Withheld</u>	<u>Amount</u>
35442					0.00	0.00	0.00	338.15
Total :					0.00	0.00	0.00	338.15

Entry No.: 5 System Generated Payment **Document No.:** PY000009915 **Payment Amt.:** 1,018.15

Transaction Type: Payment **Payment Date:** 12/19/2023 **Posting Date:** 12/19/2023 **Year - Period:** 2023 - 12

Vendor: JAYS01 JAY'S TIRE & REPAIR **Account Set:** TRADE

Payment Code: CHECK **Payment Type:** Check **Check No.:** 0 **REPAIR TO TIRES ON MAINT. TRUCK AND BOBCAT**

<u>Document No.</u>	<u>Sched. No.</u>	<u>Adj. No.</u>	<u>Adj. Reference</u>	<u>Adj. Description</u>	<u>Adjustment</u>	<u>Discount</u>	<u>Tax Withheld</u>	<u>Amount</u>
32403					0.00	0.00	0.00	177.68
32700					0.00	0.00	0.00	840.47
Total :					0.00	0.00	0.00	1,018.15

Entry No.: 6 System Generated Payment **Document No.:** PY000009916 **Payment Amt.:** 77.97

Transaction Type: Payment **Payment Date:** 12/19/2023 **Posting Date:** 12/19/2023 **Year - Period:** 2023 - 12

Vendor: JOEC01 JOE COMPUTER **Account Set:** TRADE

Payment Code: CHECK **Payment Type:** Check **Check No.:** 0 **BACK UP INTERNET**

<u>Document No.</u>	<u>Sched. No.</u>	<u>Adj. No.</u>	<u>Adj. Reference</u>	<u>Adj. Description</u>	<u>Adjustment</u>	<u>Discount</u>	<u>Tax Withheld</u>	<u>Amount</u>
194354					0.00	0.00	0.00	77.97
Total :					0.00	0.00	0.00	77.97

Entry No.: 7 System Generated Payment **Document No.:** PY000009917 **Payment Amt.:** 182.97

Transaction Type: Payment **Payment Date:** 12/19/2023 **Posting Date:** 12/19/2023 **Year - Period:** 2023 - 12

Vendor: MOTI01 MOTION INDUSTRIES, INC. **Account Set:** TRADE

Payment Code: CHECK **Payment Type:** Check **Check No.:** 0 **SUPPLIE FOR TRIPPERS/CONVEYORS**

A/P Batch Listing - Payment (APCBTCLZ)

Document No.	Sched. No.	Adj. No.	Adj. Reference	Adj. Description	Adjustment	Discount	Tax Withheld	Amount
ON17-00390426					0.00	0.00	0.00	49.49
ON17-00390427					0.00	0.00	0.00	88.23
ON17-00390474					0.00	0.00	0.00	45.25
Total :					0.00	0.00	0.00	182.97

Entry No.: 8 System Generated Payment Document No.: PY000009918 Payment Amt.: 13.96

Transaction Type: Payment Payment Date: 12/19/2023 Posting Date: 12/19/2023 Year - Period: 2023 - 12
 Vendor: PURO01 PUROLATOR COURIER LTD. Account Set: TRADE SHIPPING SERVICES
 Payment Code: CHECK Payment Type: Check Check No.: 0

Document No.	Sched. No.	Adj. No.	Adj. Reference	Adj. Description	Adjustment	Discount	Tax Withheld	Amount
454948069					0.00	0.00	0.00	6.08
455055432					0.00	0.00	0.00	7.88
Total :					0.00	0.00	0.00	13.96

Entry No.: 9 System Generated Payment Document No.: PY000009919 Payment Amt.: 55.37

Transaction Type: Payment Payment Date: 12/19/2023 Posting Date: 12/19/2023 Year - Period: 2023 - 12
 Vendor: SOUT10 SOUTH GRENVILLE BEACON Account Set: TRADE REMEMBRANCE DAY AD
 Payment Code: CHECK Payment Type: Check Check No.: 0

Document No.	Sched. No.	Adj. No.	Adj. Reference	Adj. Description	Adjustment	Discount	Tax Withheld	Amount
1122-23					0.00	0.00	0.00	55.37
Total :					0.00	0.00	0.00	55.37

--- Batch Summary ---

	Invoice	Adjustment	Discount	Payment	Advance Credit	Bank Amount
Total for Batch 25:	0.00	0.00	0.00	188,619.51	0.00	188,619.51

9 entries printed
 1 batch printed

A/P Batch Listing - Payment (APCBTCLZ)

From Batch Number [26] To [26]
 From Batch Date [12/14/2023] To [12/14/2023]
 Type [Entered, Imported, Generated, System, External]
 Status [Open, Ready To Post, Posted]
 Reprint Previously Printed Batches [Yes]
 Show Tax Details [Yes]
 Show Adjustment Details [Yes]
 Show Optional Fields [Yes]

EFT PAYMENTS

Batch No.: 26 Description: SYSTEM GENERATED PAYMENT BATCH Total Amount: 97,822.84
 Batch Date: 12/14/2023 Type: System Source Application: AP No. of Entries: 34
 Last Edited: 12/14/2023 Status: Open Bank: 01 No. of Checks Printed: 0

Entry No.: 1 System Generated Payment Document No.: PY000009920 Payment Amt.: 3,471.36

Transaction Type: Payment Payment Date: 12/21/2023 Posting Date: 12/21/2023 Year - Period: 2023 - 12
 Vendor: AERO01 AEROTEK ULC Account Set: TRADE HR HIRING SERVICES
 Payment Code: EFT Payment Type: Other

Document No.	Sched. No.	Adj. No.	Adj. Reference	Adj. Description	Adjustment	Discount	Tax Withheld	Amount
OC16778139					0.00	0.00	0.00	723.20
OC16790691					0.00	0.00	0.00	650.88
OC16803057					0.00	0.00	0.00	650.88
OC16815339					0.00	0.00	0.00	723.20
OC16827891					0.00	0.00	0.00	723.20
Total :					0.00	0.00	0.00	3,471.36

Entry No.: 2 System Generated Payment Document No.: PY000009921 Payment Amt.: 628.51

Transaction Type: Payment Payment Date: 12/21/2023 Posting Date: 12/21/2023 Year - Period: 2023 - 12
 Vendor: BIRD01 BIRD RICHARD Account Set: TRADE LAWYER FEES
 Payment Code: EFT Payment Type: Other

Document No.	Sched. No.	Adj. No.	Adj. Reference	Adj. Description	Adjustment	Discount	Tax Withheld	Amount
12765					0.00	0.00	0.00	471.38
12766					0.00	0.00	0.00	157.13
Total :					0.00	0.00	0.00	628.51

Entry No.: 3 System Generated Payment Document No.: PY000009922 Payment Amt.: 1,595.28

A/P Batch Listing - Payment (APCBTCLZ)

Transaction Type: Payment Payment Date: 12/21/2023 Posting Date: 12/21/2023 Year - Period: 2023 - 12
 Vendor: BLUM01 BLUMETRIC ENVIRONMENTAL INC. Account Set: TRADE WATER SAMPLING
 Payment Code: EFT Payment Type: Other

Document No.	Sched. No.	Adj. No.	Adj. Reference	Adj. Description	Adjustment	Discount	Tax Withheld	Amount
BM32235					0.00	0.00	0.00	1,595.28
Total :					0.00	0.00	0.00	1,595.28

Entry No.: 4 System Generated Payment Document No.: PY000009923 Payment Amt.: 1,141.30

Transaction Type: Payment Payment Date: 12/21/2023 Posting Date: 12/21/2023 Year - Period: 2023 - 12
 Vendor: CLAR02 CLARKE CLEANING SERVICE Account Set: TRADE HOUSEKEEPING
 Payment Code: EFT Payment Type: Other

Document No.	Sched. No.	Adj. No.	Adj. Reference	Adj. Description	Adjustment	Discount	Tax Withheld	Amount
2307					0.00	0.00	0.00	1,141.30
Total :					0.00	0.00	0.00	1,141.30

Entry No.: 5 System Generated Payment Document No.: PY000009924 Payment Amt.: 187.44

Transaction Type: Payment Payment Date: 12/21/2023 Posting Date: 12/21/2023 Year - Period: 2023 - 12
 Vendor: CULL01 CULLIGAN OF OTTAWA Account Set: TRADE BOTTLED WATER
 Payment Code: EFT Payment Type: Other

Document No.	Sched. No.	Adj. No.	Adj. Reference	Adj. Description	Adjustment	Discount	Tax Withheld	Amount
76658TM					0.00	0.00	0.00	58.72
83591TM					0.00	0.00	0.00	128.72
Total :					0.00	0.00	0.00	187.44

Entry No.: 6 System Generated Payment Document No.: PY000009925 Payment Amt.: 791.00

Transaction Type: Payment Payment Date: 12/21/2023 Posting Date: 12/21/2023 Year - Period: 2023 - 12
 Vendor: D&JT01 D&J TRANSPORTATION Account Set: TRADE DUST REMOVAL
 Payment Code: EFT Payment Type: Other

Document No.	Sched. No.	Adj. No.	Adj. Reference	Adj. Description	Adjustment	Discount	Tax Withheld	Amount
83576					0.00	0.00	0.00	791.00
Total :					0.00	0.00	0.00	791.00

A/P Batch Listing - Payment (APCBTCLZ)

Entry No.: 7 System Generated Payment Document No.: PY000009926 Payment Amt.: 742.71
 Transaction Type: Payment Payment Date: 12/21/2023 Posting Date: 12/21/2023 Year - Period: 2023 - 12
 Vendor: DALT01 DALTCO ELEC. & SUP. (1979) LTD Account Set: TRADE
 Payment Code: EFT Payment Type: Other **VARIOUS ELECTRICAL SUPPLIES**

Document No.	Sched. No.	Adj. No.	Adj. Reference	Adj. Description	Adjustment	Discount	Tax Withheld	Amount
1458341					0.00	0.00	0.00	47.48
1459760					0.00	0.00	0.00	97.70
1460300					0.00	0.00	0.00	435.21
1460880					0.00	0.00	0.00	64.72
1462834					0.00	0.00	0.00	97.60
Total :					0.00	0.00	0.00	742.71

Entry No.: 8 System Generated Payment Document No.: PY000009927 Payment Amt.: 27,515.50
 Transaction Type: Payment Payment Date: 12/21/2023 Posting Date: 12/21/2023 Year - Period: 2023 - 12
 Vendor: DCOR01 DCORE ELECTRIC Account Set: TRADE
 Payment Code: EFT Payment Type: Other **FINAL PAYMENT ON ELECTRICAL FEEDERS PROJECT CAPITAL**

Document No.	Sched. No.	Adj. No.	Adj. Reference	Adj. Description	Adjustment	Discount	Tax Withheld	Amount
1953					0.00	0.00	0.00	27,515.50
Total :					0.00	0.00	0.00	27,515.50

Entry No.: 9 System Generated Payment Document No.: PY000009928 Payment Amt.: 23.17
 Transaction Type: Payment Payment Date: 12/21/2023 Posting Date: 12/21/2023 Year - Period: 2023 - 12
 Vendor: DRIV01 DRIVERCHECK, INC Account Set: TRADE
 Payment Code: EFT Payment Type: Other **MONTHL MEMBERSHIP**

Document No.	Sched. No.	Adj. No.	Adj. Reference	Adj. Description	Adjustment	Discount	Tax Withheld	Amount
PORT069-1711722					0.00	0.00	0.00	23.17
Total :					0.00	0.00	0.00	23.17

Entry No.: 10 System Generated Payment Document No.: PY000009929 Payment Amt.: 6,819.55
 Transaction Type: Payment Payment Date: 12/21/2023 Posting Date: 12/21/2023 Year - Period: 2023 - 12
 Vendor: EARL01 EARL HORST SYSTEMS LTD. Account Set: TRADE
 Payment Code: EFT Payment Type: Other **SUPPLIES FOR TRIPPER/CONVEYOR**

A/P Batch Listing - Payment (APCBTCLZ)

Document No.	Sched. No.	Adj. No.	Adj. Reference	Adj. Description	Adjustment	Discount	Tax Withheld	Amount
36986					0.00	0.00	0.00	6,819.55
Total :					0.00	0.00	0.00	6,819.55

Entry No.: 11 System Generated Payment **Document No.:** PY000009930 **Payment Amt.:** 356.97
Transaction Type: Payment **Payment Date:** 12/21/2023 **Posting Date:** 12/21/2023 **Year - Period:** 2023 - 12
Vendor: FARM01 FARMERS FORUM **Account Set:** TRADE **ADVERTISING MONTHLY**
Payment Code: EFT **Payment Type:** Other

Document No.	Sched. No.	Adj. No.	Adj. Reference	Adj. Description	Adjustment	Discount	Tax Withheld	Amount
87608					0.00	0.00	0.00	356.97
Total :					0.00	0.00	0.00	356.97

Entry No.: 12 System Generated Payment **Document No.:** PY000009931 **Payment Amt.:** 171.57
Transaction Type: Payment **Payment Date:** 12/21/2023 **Posting Date:** 12/21/2023 **Year - Period:** 2023 - 12
Vendor: FUTU02 FUTURE OFFICE PRODUCTS **Account Set:** TRADE **COPIER CONTRACT**
Payment Code: EFT **Payment Type:** Other

Document No.	Sched. No.	Adj. No.	Adj. Reference	Adj. Description	Adjustment	Discount	Tax Withheld	Amount
FOP220177					0.00	0.00	0.00	171.57
Total :					0.00	0.00	0.00	171.57

Entry No.: 13 System Generated Payment **Document No.:** PY000009932 **Payment Amt.:** 732.24
Transaction Type: Payment **Payment Date:** 12/21/2023 **Posting Date:** 12/21/2023 **Year - Period:** 2023 - 12
Vendor: GTRS01 GTR SCALES LTD. **Account Set:** TRADE **SERVICE CALL ON SCALE**
Payment Code: EFT **Payment Type:** Other

Document No.	Sched. No.	Adj. No.	Adj. Reference	Adj. Description	Adjustment	Discount	Tax Withheld	Amount
231122PJ					0.00	0.00	0.00	732.24
Total :					0.00	0.00	0.00	732.24

Entry No.: 14 System Generated Payment **Document No.:** PY000009933 **Payment Amt.:** 450.00
Transaction Type: Payment **Payment Date:** 12/21/2023 **Posting Date:** 12/21/2023 **Year - Period:** 2023 - 12
Vendor: HOWA01 HOWARD CAMPBELL & SONS LTD. **Account Set:** TRADE **OCT & NOV PORTABLE TOILET RENTAL**

A/P Batch Listing - Payment (APCBTCLZ)

Payment Code: EFT Payment Type: Other

Document No.	Sched. No.	Adj. No.	Adj. Reference	Adj. Description	Adjustment	Discount	Tax Withheld	Amount
MR1052					0.00	0.00	0.00	450.00
Total :					0.00	0.00	0.00	450.00

Entry No.: 15 System Generated Payment Document No.: PY000009934 Payment Amt.: 2,124.40

Transaction Type: Payment Payment Date: 12/21/2023 Posting Date: 12/21/2023 Year - Period: 2023 - 12
 Vendor: HUDS01 G.C. HUDSON SUPPLY LIMITED Account Set: TRADE
 Payment Code: EFT Payment Type: Other ANNEX SPOUTING REPAIRS - GENIE BOOM RENTAL

Document No.	Sched. No.	Adj. No.	Adj. Reference	Adj. Description	Adjustment	Discount	Tax Withheld	Amount
385715					0.00	0.00	0.00	2,124.40
Total :					0.00	0.00	0.00	2,124.40

Entry No.: 16 System Generated Payment Document No.: PY000009935 Payment Amt.: 1,811.55

Transaction Type: Payment Payment Date: 12/21/2023 Posting Date: 12/21/2023 Year - Period: 2023 - 12
 Vendor: JOHN02 JOHN WILSON ELECTRIC (FORDWICH) LIMIT Account Set: TRADE
 Payment Code: EFT Payment Type: Other ELECTRICAL SUPPLIES

Document No.	Sched. No.	Adj. No.	Adj. Reference	Adj. Description	Adjustment	Discount	Tax Withheld	Amount
0000393789					0.00	0.00	0.00	1,811.55
Total :					0.00	0.00	0.00	1,811.55

Entry No.: 17 System Generated Payment Document No.: PY000009936 Payment Amt.: 169.50

Transaction Type: Payment Payment Date: 12/21/2023 Posting Date: 12/21/2023 Year - Period: 2023 - 12
 Vendor: JONE01 JONES RAIL INDUSTRIES LTD. Account Set: TRADE
 Payment Code: EFT Payment Type: Other MONTHLY TRACK MAINT.

Document No.	Sched. No.	Adj. No.	Adj. Reference	Adj. Description	Adjustment	Discount	Tax Withheld	Amount
4395					0.00	0.00	0.00	169.50
Total :					0.00	0.00	0.00	169.50

Entry No.: 18 System Generated Payment Document No.: PY000009937 Payment Amt.: 93.98

Transaction Type: Payment Payment Date: 12/21/2023 Posting Date: 12/21/2023 Year - Period: 2023 - 12

A/P Batch Listing - Payment (APCBTCLZ)

Vendor: LEVA01 LEVAC SUPPLY LIMITED Account Set: TRADE MAINT. SUPPLIES
 Payment Code: EFT Payment Type: Other

Document No.	Sched. No.	Adj. No.	Adj. Reference	Adj. Description	Adjustment	Discount	Tax Withheld	Amount
1352160					0.00	0.00	0.00	93.98
Total :					0.00	0.00	0.00	93.98

Entry No.: 19 System Generated Payment Document No.: PY000009938 Payment Amt.: 2,196.72

Transaction Type: Payment Payment Date: 12/21/2023 Posting Date: 12/21/2023 Year - Period: 2023 - 12
 Vendor: LIME01 LIMERICK ENVIRONMENTAL SERVICES LTD. Account Set: TRADE
 Payment Code: EFT Payment Type: Other WASTE GRAIN REMOVAL

Document No.	Sched. No.	Adj. No.	Adj. Reference	Adj. Description	Adjustment	Discount	Tax Withheld	Amount
2023-2627					0.00	0.00	0.00	732.24
2023-2631					0.00	0.00	0.00	732.24
2023-2634					0.00	0.00	0.00	732.24
Total :					0.00	0.00	0.00	2,196.72

Entry No.: 20 System Generated Payment Document No.: PY000009939 Payment Amt.: 3,254.40

Transaction Type: Payment Payment Date: 12/21/2023 Posting Date: 12/21/2023 Year - Period: 2023 - 12
 Vendor: LVCO01 L.V. CONTROL MANUFACTURING LIMITED Account Set: TRADE
 Payment Code: EFT Payment Type: Other MARINE SCALE GATE PROJECT - CAPITAL

Document No.	Sched. No.	Adj. No.	Adj. Reference	Adj. Description	Adjustment	Discount	Tax Withheld	Amount
0000048280					0.00	0.00	0.00	1,627.20
000048348					0.00	0.00	0.00	1,627.20
Total :					0.00	0.00	0.00	3,254.40

Entry No.: 21 System Generated Payment Document No.: PY000009940 Payment Amt.: 841.18

Transaction Type: Payment Payment Date: 12/21/2023 Posting Date: 12/21/2023 Year - Period: 2023 - 12
 Vendor: MACE01 MacEwen Petroleum Inc. Account Set: TRADE
 Payment Code: EFT Payment Type: Other DIESEL FUEL

Document No.	Sched. No.	Adj. No.	Adj. Reference	Adj. Description	Adjustment	Discount	Tax Withheld	Amount
660950					0.00	0.00	0.00	841.18

A/P Batch Listing - Payment (APCBTCLZ)

Total : 0.00 0.00 0.00 841.18

Entry No.: 22 System Generated Payment Document No.: PY000009941 Payment Amt.: 26,902.34
 Transaction Type: Payment Payment Date: 12/21/2023 Posting Date: 12/21/2023 Year - Period: 2023 - 12
 Vendor: OMER01 OMERS Account Set: TRADE
 Payment Code: EFT Payment Type: Other EMPLOYEE PENSION

Document No.	Sched. No.	Adj. No.	Adj. Reference	Adj. Description	Adjustment	Discount	Tax Withheld	Amount
NOV/23 PENSION					0.00	0.00	0.00	26,902.34
Total :					0.00	0.00	0.00	26,902.34

Entry No.: 23 System Generated Payment Document No.: PY000009942 Payment Amt.: 1,957.73
 Transaction Type: Payment Payment Date: 12/21/2023 Posting Date: 12/21/2023 Year - Period: 2023 - 12
 Vendor: ONSE01 ONSERVE Account Set: TRADE
 Payment Code: EFT Payment Type: Other IT NETWORK MONITORING

Document No.	Sched. No.	Adj. No.	Adj. Reference	Adj. Description	Adjustment	Discount	Tax Withheld	Amount
66205					0.00	0.00	0.00	1,957.73
Total :					0.00	0.00	0.00	1,957.73

Entry No.: 24 System Generated Payment Document No.: PY000009943 Payment Amt.: 219.51
 Transaction Type: Payment Payment Date: 12/21/2023 Posting Date: 12/21/2023 Year - Period: 2023 - 12
 Vendor: PRES03 PRESCOTT BUILDING CENTRE Account Set: TRADE
 Payment Code: EFT Payment Type: Other SHOP SUPPLIES

Document No.	Sched. No.	Adj. No.	Adj. Reference	Adj. Description	Adjustment	Discount	Tax Withheld	Amount
2077785					0.00	0.00	0.00	219.51
Total :					0.00	0.00	0.00	219.51

Entry No.: 25 System Generated Payment Document No.: PY000009944 Payment Amt.: 1,059.38
 Transaction Type: Payment Payment Date: 12/21/2023 Posting Date: 12/21/2023 Year - Period: 2023 - 12
 Vendor: PREV02 PREVENTION AND REGULATORY SOLUTION Account Set: TRADE
 Payment Code: EFT Payment Type: Other HEALTH AND SAFETY

Document No.	Sched. No.	Adj. No.	Adj. Reference	Adj. Description	Adjustment	Discount	Tax Withheld	Amount
791					0.00	0.00	0.00	1,059.38

A/P Batch Listing - Payment (APCBTCLZ)

Total : 0.00 0.00 0.00 1,059.38

Entry No.: 26 System Generated Payment Document No.: PY000009945 Payment Amt.: 1,639.14

Transaction Type: Payment Payment Date: 12/21/2023 Posting Date: 12/21/2023 Year - Period: 2023 - 12
 Vendor: PSAC01 PUBLIC SERV. ALLIANCE OF CAN. Account Set: TRADE
 Payment Code: EFT Payment Type: Other

UNION DUES

Document No.	Sched. No.	Adj. No.	Adj. Reference	Adj. Description	Adjustment	Discount	Tax Withheld	Amount
NOV/23 DUES					0.00	0.00	0.00	1,639.14
Total :					0.00	0.00	0.00	1,639.14

Entry No.: 27 System Generated Payment Document No.: PY000009946 Payment Amt.: 899.92

Transaction Type: Payment Payment Date: 12/21/2023 Posting Date: 12/21/2023 Year - Period: 2023 - 12
 Vendor: SANI01 SANI-SOL INC. Account Set: TRADE
 Payment Code: EFT Payment Type: Other

HEAVY DUTY HAND CLEANER, PAPER TOWELS, ETC.

Document No.	Sched. No.	Adj. No.	Adj. Reference	Adj. Description	Adjustment	Discount	Tax Withheld	Amount
521890-1					0.00	0.00	0.00	151.06
524258					0.00	0.00	0.00	748.86
Total :					0.00	0.00	0.00	899.92

Entry No.: 28 System Generated Payment Document No.: PY000009947 Payment Amt.: 1,045.25

Transaction Type: Payment Payment Date: 12/21/2023 Posting Date: 12/21/2023 Year - Period: 2023 - 12
 Vendor: SCPR01 S.C. PROMOTIONS & PRINTING Account Set: TRADE
 Payment Code: EFT Payment Type: Other

ADDITIONAL HI VIS SAFETY COATS

Document No.	Sched. No.	Adj. No.	Adj. Reference	Adj. Description	Adjustment	Discount	Tax Withheld	Amount
00010463					0.00	0.00	0.00	1,045.25
Total :					0.00	0.00	0.00	1,045.25

Entry No.: 29 System Generated Payment Document No.: PY000009948 Payment Amt.: 1,366.63

Transaction Type: Payment Payment Date: 12/21/2023 Posting Date: 12/21/2023 Year - Period: 2023 - 12
 Vendor: SGSE01 SGS ELEVATORS Account Set: TRADE
 Payment Code: EFT Payment Type: Other

MONTHLY ELEVATOR MAINT.

A/P Batch Listing - Payment (APCBTCLZ)

Document No.	Sched. No.	Adj. No.	Adj. Reference	Adj. Description	Adjustment	Discount	Tax Withheld	Amount
108898					0.00	0.00	0.00	1,366.63
Total :					0.00	0.00	0.00	1,366.63

Entry No.: 30 System Generated Payment **Document No.:** PY000009949 **Payment Amt.:** 645.60
Transaction Type: Payment **Payment Date:** 12/21/2023 **Posting Date:** 12/21/2023 **Year - Period:** 2023 - 12
Vendor: STAP02 STAPLES COMMERCIAL **Account Set:** TRADE **VARIOUS OFFICE & COMPUTER SUPPLIES**
Payment Code: EFT **Payment Type:** Other

Document No.	Sched. No.	Adj. No.	Adj. Reference	Adj. Description	Adjustment	Discount	Tax Withheld	Amount
8FE75771					0.00	0.00	0.00	300.42
A65EB304					0.00	0.00	0.00	345.18
Total :					0.00	0.00	0.00	645.60

Entry No.: 31 System Generated Payment **Document No.:** PY000009950 **Payment Amt.:** 1,695.00
Transaction Type: Payment **Payment Date:** 12/21/2023 **Posting Date:** 12/21/2023 **Year - Period:** 2023 - 12
Vendor: STLS01 ST. LAWRENCE SEAWAY MANAGEMENT COF **Account Set:** TRADE **HWY H20 CONFERENCE SPONSORSHIP**
Payment Code: EFT **Payment Type:** Other

Document No.	Sched. No.	Adj. No.	Adj. Reference	Adj. Description	Adjustment	Discount	Tax Withheld	Amount
1800024232					0.00	0.00	0.00	1,695.00
Total :					0.00	0.00	0.00	1,695.00

Entry No.: 32 System Generated Payment **Document No.:** PY000009951 **Payment Amt.:** 3,164.00
Transaction Type: Payment **Payment Date:** 12/21/2023 **Posting Date:** 12/21/2023 **Year - Period:** 2023 - 12
Vendor: TIMA01 TIM ALLEN'S TREE SERVICES **Account Set:** TRADE **TREE REMOVAL ON WINDMILL ROAD**
Payment Code: EFT **Payment Type:** Other

Document No.	Sched. No.	Adj. No.	Adj. Reference	Adj. Description	Adjustment	Discount	Tax Withheld	Amount
22796					0.00	0.00	0.00	3,164.00
Total :					0.00	0.00	0.00	3,164.00

Entry No.: 33 System Generated Payment **Document No.:** PY000009952 **Payment Amt.:** 605.18
Transaction Type: Payment **Payment Date:** 12/21/2023 **Posting Date:** 12/21/2023 **Year - Period:** 2023 - 12
Vendor: TOML02 Tomlinson Environmental Services Ltd. **Account Set:** TRADE **GARBAGE REMOVAL**

A/P Batch Listing - Payment (APCBTCLZ)

Payment Code: EFT Payment Type: Other

Document No.	Sched. No.	Adj. No.	Adj. Reference	Adj. Description	Adjustment	Discount	Tax Withheld	Amount
0000025775					0.00	0.00	0.00	605.18
Total :					0.00	0.00	0.00	605.18

Entry No.: 34 System Generated Payment Document No.: PY000009953 Payment Amt.: 1,504.83

Transaction Type: Payment Payment Date: 12/21/2023 Posting Date: 12/21/2023 Year - Period: 2023 - 12
 Vendor: UNIV01 UNIVERSAL SUPPLY GROUP INC. Account Set: TRADE
 Payment Code: EFT Payment Type: Other

VAROUS SHOP/MAINT. SUPPLIES
 GENERTOR PROJECT SUPPLIES - CAPITAL

Document No.	Sched. No.	Adj. No.	Adj. Reference	Adj. Description	Adjustment	Discount	Tax Withheld	Amount
964-423985					0.00	0.00	0.00	477.71
964-425043					0.00	0.00	0.00	734.48
964-425050					0.00	0.00	0.00	262.14
964-425223					0.00	0.00	0.00	30.50
Total :					0.00	0.00	0.00	1,504.83

— Batch Summary —

	Invoice	Adjustment	Discount	Payment	Advance Credit	Bank Amount
Total for Batch 26:	0.00	0.00	0.00	97,822.84	0.00	97,822.84

34 entries printed
 1 batch printed

A/P Batch Listing - Payment (APCBTCLZ)

From Batch Number [27] To [27]
 From Batch Date [12/15/2023] To [12/15/2023]
 Type [Entered, Imported, Generated, System, External]
 Status [Open, Ready To Post, Posted]
 Reprint Previously Printed Batches [Yes]
 Show Tax Details [Yes]
 Show Adjustment Details [Yes]
 Show Optional Fields [Yes]

EFT PAYMENT

Batch No.: 27 Description: SYSTEM GENERATED PAYMENT BATCH Total Amount: 7,067.02
 Batch Date: 12/15/2023 Type: System Source Application: AP No. of Entries: 1
 Last Edited: 12/15/2023 Status: Open Bank: 01 No. of Checks Printed: 0

Entry No.: 1 System Generated Payment Document No.: PY000009954 Payment Amt.: 7,067.02

Transaction Type: Payment Payment Date: 12/21/2023 Posting Date: 12/21/2023 Year - Period: 2023 - 12
 Vendor: RWTO01 R.W. TOMLINSON LIMITED Account Set: TRADE WAREHOUSE DEVELOPMENT - CAPITAL
 Payment Code: EFT Payment Type: Other

Document No.	Sched. No.	Adj. No.	Adj. Reference	Adj. Description	Adjustment	Discount	Tax Withheld	Amount
23-TI092					0.00	0.00	0.00	7,067.02
Total :					0.00	0.00	0.00	7,067.02

— Batch Summary —

	Invoice	Adjustment	Discount	Payment	Advance Credit	Bank Amount
Total for Batch 27:	0.00	0.00	0.00	7,067.02	0.00	7,067.02

1 entry printed
 1 batch printed